



RESEARCH CENTER
Grenoble - Rhône-Alpes

FIELD

Activity Report 2014

Section Scientific Foundations

Edition: 2015-03-24

1. ARIC Project-Team	4
2. AVALON Project-Team	9
3. BAMBOO Project-Team	12
4. BEAGLE Project-Team	16
5. BIPOP Project-Team	20
6. COMPSYS Project-Team	22
7. CONVECS Project-Team	30
8. CTRL-A Exploratory Action	34
9. DANTE Team	36
10. DICE Team	39
11. DRACULA Project-Team	41
12. E-MOTION Project-Team (section vide)	44
13. EXMO Project-Team	45
14. GCG Team	47
15. IBIS Project-Team	48
16. IMAGINE Project-Team	53
17. KALIFFE Project-Team	54
18. LEAR Project-Team	57
19. MAVERICK Project-Team	60
20. MESCAL Project-Team	63
21. MISTIS Project-Team	66
22. MOAIS Project-Team	70
23. MOISE Project-Team	75
24. MORPHEO Project-Team	78
25. NANO-D Project-Team (section vide)	80
26. NECS Project-Team	81
27. NUMED Project-Team	84
28. OPALE Project-Team	90
29. PERCEPTION Project-Team	92
30. PRIMA Project-Team	95
31. PRIVATICS Project-Team (section vide)	102
32. ROMA Team	103
33. SOCRATE Project-Team	108
34. SPADES Team	112
35. STEEP Team	115
36. TYREX Project-Team	118
37. URBANET Team	120

ARIC Project-Team

3. Research Program

3.1. Lattice-based cryptography

Lattice-based cryptography (LBC) is an utterly promising, attractive (and competitive) research ground in cryptography, thanks to a combination of unmatched properties:

- **Improved performance.** LBC primitives have low asymptotic costs, but remain cumbersome in practice (e.g., for parameters achieving security against computations of up to 2100 bit operations). To address this limitation, a whole branch of LBC has evolved where security relies on the restriction of lattice problems to a family of more structured lattices called *ideal lattices*. Primitives based on such lattices can have quasi-optimal costs (i.e., quasi-constant amortized complexities), outperforming all contemporary primitives. This asymptotic performance sometimes translates into practice, as exemplified by NTRUEncrypt.
- **Improved security.** First, lattice problems seem to remain hard even for quantum computers. Moreover, the security of most of LBC holds under the assumption that standard lattice problems are hard in the worst case. Oppositely, contemporary cryptography assumes that specific problems are hard with high probability, for some precise input distributions. Many of these problems were artificially introduced for serving as a security foundation of new primitives.
- **Improved flexibility.** The master primitives (encryption, signature) can all be realized based on worst-case (ideal) lattice assumptions. More evolved primitives such as ID-based encryption (where the public key of a recipient can be publicly derived from its identity) and group signatures, that were the playing-ground of pairing-based cryptography (a subfield of elliptic curve cryptography), can also be realized in the LBC framework, although less efficiently and with restricted security properties. More intriguingly, lattices have enabled long-wished-for primitives. The most notable example is homomorphic encryption, enabling computations on encrypted data. It is the appropriate tool to securely outsource computations, and will help overcome the privacy concerns that are slowing down the rise of the cloud.

We will work on three directions, detailed now.

3.1.1. Lattice algorithms

All known lattice reduction algorithms follow the same design principle: perform a sequence of small elementary steps transforming a current basis of the input lattice, where these steps are driven by the Gram-Schmidt orthogonalisation of the current basis.

In the short term, we will fully exploit this paradigm, and hopefully lower the cost of reduction algorithms with respect to the lattice dimension. We aim at asymptotically fast algorithms with complexity bounds closer to those of basic and normal form problems (matrix multiplication, Hermite normal form). In the same vein, we plan to investigate the parallelism potential of these algorithms.

Our long term goal is to go beyond the current design paradigm, to reach better trade-offs between run-time and shortness of the output bases. To reach this objective, we first plan to strengthen our understanding of the interplay between lattice reduction and numerical linear algebra (how far can we push the idea of working on approximations of a basis?), to assess the necessity of using the Gram-Schmidt orthogonalisation (e.g., to obtain a weakening of LLL-reduction that would work up to some stage, and save computations), and to determine whether working on generating sets can lead to more efficient algorithms than manipulating bases. We will also study algorithms for finding shortest non-zero vectors in lattices, and in particular look for quantum accelerations.

We will implement and distribute all algorithmic improvements, e.g., within the `fplll` library. We are interested in high performance lattice reduction computations (see application domains below), in particular in connection/continuation with the HPAC ANR project (algebraic computing and high performance consortium).

3.1.2. Lattice-based cryptography

Our long term goal is to demonstrate the superiority of lattice-based cryptography over contemporary public-key cryptographic approaches. For this, we will 1- Strengthen its security foundations, 2- Drastically improve the performance of its primitives, and 3- Show that lattices allow to devise advanced and elaborate primitives.

The practical security foundations will be strengthened by the improved understanding of the limits of lattice reduction algorithms (see last section). On the theoretical side, we plan to attack two major open problems: Are ideal lattices (lattices corresponding to ideals in rings of integers of number fields) computationally as hard to handle as arbitrary lattices? What is the quantum hardness of lattice problems?

Lattice-based primitives involve two types of operations: sampling from discrete Gaussian distributions (with lattice supports), and arithmetic in polynomial rings such as $(\mathbb{Z}/q\mathbb{Z})[x]/(x^n + 1)$ with n a power of 2. When such polynomials are used (which is the case in all primitives that have the potential to be practical), then the underlying algorithmic problem that is assumed hard involves ideal lattices. This is why it is crucial to precisely understand the hardness of lattice problems for this family. We will work on improving both types of operations, both in software and in hardware, concentrating on values of q and n providing security. As these problems are very arithmetic in nature, this will naturally be a source of collaboration with the other Themes of the ARIC team.

Our main objective in terms of cryptographic functionality will be to determine the extent to which lattices can help securing cloud services. For example, is there a way for users to delegate computations on their outsourced dataset while minimizing what the server eventually learns about their data? Can servers compute on encrypted data in an efficiently verifiable manner? Can users retrieve their files and query remote databases anonymously provided they hold appropriate credentials? Lattice-based cryptography is the only approach so far that has allowed to make progress into those directions. We will investigate the practicality of the current constructions, the extension of their properties, and the design of more powerful primitives, such as functional encryption (allowing the recipient to learn only a function of the plaintext message). To achieve these goals, we will in particular focus on cryptographic multilinear maps.

This research axis of ARIC is gaining strength thanks to the recruitment of Benoit Libert. We will be particularly interested in the practical and operational impacts, and for this reason we envision a collaboration with an industrial partner.

3.1.3. Application domains

- Diophantine equations. Lattice reduction algorithms can be used to solve diophantine equations, and in particular to find simultaneous rational approximations to real numbers. We plan to investigate the interplay between this algorithmic task, the task of finding integer relations between real numbers, and lattice reduction. A related question is to devise LLL-reduction algorithms that exploit specific shapes of input bases. This will be done within the ANR DynA3S project.
- Communications. We will continue our collaboration with Cong Ling on the use of lattices in communications. We plan to work on the wiretap channel over a fading channel (modeling cell phone communications in a fast moving environment). The current approaches rely on ideal lattices, and we hope to be able to find new approaches thanks to our expertise on them due to their use in lattice-based cryptography. We will also tackle the problem of sampling vectors from Gaussian distributions with lattice support, for a very small standard deviation parameter. This would significantly improve current schemes for communication schemes based on lattices, as well as several cryptographic primitives.
- Cryptanalysis of variants of RSA. Lattices have been used extensively to break variants of the RSA encryption scheme, via Coppersmith's method to find small roots of polynomials. We plan to work with Nadia Heninger (U. of Pennsylvania) on improving these attacks, to make them more practical.

This is an excellent test case for testing the practicality of LLL-type algorithm. Nadia Heninger has a strong experience in large scale cryptanalysis based on Coppersmith's method (<http://smartfacts.cr.yp.to/>)

3.2. Efficient approximation methods

3.2.1. *Computer algebra generation of certified approximations.*

We plan to focus on the generation of certified and efficient approximations for solutions of linear differential equations. These functions cover many classical mathematical functions and many more can be built by combining them. One classical target area is the numerical evaluation of elementary or special functions. This is currently performed by code specifically handcrafted for each function. The computation of approximations and the error analysis are major steps of this process that we want to automate, in order to reduce the probability of errors, to allow one to implement “rare functions”, to quickly adapt a function library to a new context: new processor, new requirements – either in terms of speed or accuracy.

In order to significantly extend the current range of functions under consideration, several methods originating from approximation theory have to be considered (divergent asymptotic expansions; Chebyshev or generalized Fourier expansions; Padé approximants; fixed point iterations for integral operators). We have done preliminary work on some of them. Our plan is to revisit them all from the points of view of effectivity, computational complexity (exploiting linear differential equations to obtain efficient algorithms), as well as in their ability to produce provable error bounds. This work is to constitute a major progress towards the automatic generation of code for moderate or arbitrary precision evaluation with good efficiency. Other useful, if not critical, applications are certified quadrature, the determination of certified trajectories of spatial objects and many more important questions in optimal control theory.

3.2.2. *Digital Signal Processing.*

As computer arithmeticians, a wide and important target for us is the design of efficient and certified linear filters in digital signal processing (DSP). Actually, following the advent of Matlab as the major tool for filter design, the DSP experts now systematically delegate to Matlab all the part of the design related to numerical issues. And yet, various key Matlab routines are neither optimized, nor certified. Therefore, there is a lot of room for enhancing numerous DSP numerical implementations and there exist several promising approaches to do so.

The first important challenge that we want to address is the development and the implementation of optimal methods for rounding the coefficients involved in the design of the filter. If done in a naive way, this rounding may lead to a significant loss of performance. We will study in particular FIR and IIR filters.

3.2.3. *Table Maker's Dilemma (TMD).*

There is a clear demand for hardest-to-round cases, and several computer manufacturers recently contacted us to obtain new cases. These hardest-to-round cases are a precious help for building libraries of correctly rounded mathematical functions. The current code, based on Lefèvre algorithm, will be rewritten and formal proofs will be done. We plan to use uniform polynomial approximation and diophantine techniques in order to tackle the case of the IEEE quad precision and analytic number theory techniques (exponential sums estimates) for counting the hardest-to-round cases.

3.3. High-performance reliable kernels

The main theme here is the study of fundamental operations (“kernels”) on a hierarchy of symbolic or numeric data types spanning integers, floating-point numbers, polynomials, power series, as well as matrices of all these. Fundamental operations include basic arithmetic (e.g., how to multiply or how to invert) common to all such data, as well as more specific ones (change of representation/conversions, GCDs, determinants, etc.). For such operations, which are ubiquitous and at the very core of computing (be it numerical, symbolic, or hybrid numeric-symbolic), our goal is to ensure both high-performance and reliability.

3.3.1. Algorithmic design and analysis of symbolic or numerical algorithms.

On the symbolic side, we have so far obtained fast algorithms for basic operations on both polynomial matrices and structured matrices, but in a rather independent way. Both types turn out to have much in common, but this is sometimes not reflected by the complexities obtained, especially for applications in cryptology and coding theory. Our long term goal in this area is thus to explore these connections further, to provide a more unified treatment and bridge these complexity gaps, and to produce associated efficient implementations. A first step towards this goal will be the design and implementation of enhanced algorithms for various generalizations of Hermite-Padé approximation; in the context of list decoding, this should in particular make it possible to improve over the structured-matrix approach, which is so far the fastest known.

On the numerical side, we will continue to revisit and improve the classical error bounds of numerical analysis in the light of all the subtleties of IEEE floating-point arithmetic. These aspects will be developed jointly with the “symbolic floating-point” approach presented in the next paragraph. A complementary approach will also be studied, based on the estimation (possibly via automatic differentiation) of condition numbers in order to identify inputs leading to large backward errors. Finally, concerning interval arithmetic, a thorough analysis of the accuracy of several representations, such as mid-rad, is also to be done.

3.3.2. Symbolic floating-point arithmetic.

Our work on the analysis of algorithms in floating-point arithmetic leads us to manipulate floating-point data in their greatest generality, that is, as symbolic expressions in the base and the precision. A long-term goal here is to develop theorems as well as efficient data structures and algorithms for handling such quantities by computer rather than by hand as we do now. This is a completely new direction, whose main outcome will be a “symbolic floating-point toolbox” distributed in computer algebra systems like Sage and or Maple. In particular, such a toolbox will provide a way to check automatically the certificates of optimality we have obtained on the error bounds of various numerical algorithms. A PhD student has started on this subject in September 2014.

3.3.3. High-performance multiple precision arithmetic libraries.

Many numerical problems require higher precision than the conventional floating-point (single, double) formats. One solution is to use multiple precision libraries such as GNU MPFR, which allow the manipulation of very high precision numbers, but their generality (they are able to handle numbers with millions of digits), is a quite heavy alternative when high performance is needed. Our objective is to design a multiple precision arithmetic library that would allow to tackle problems where a precision of a few hundred bits is sufficient, but which have strong performance requirements. Applications include the process of long-term iteration of chaotic dynamical systems ranging from the classical Henon map to calculations of planetary orbits. The designed algorithms will be formally proved. We are in close contact with Warwick Tucker (Uppsala University, Sweden) and Mioara Joldes (LAAS, Toulouse) on this topic. A PhD student funded by a Région Rhône-Alpes grant has started on this topic in September 2014.

3.3.4. Interactions between arithmetics.

We will work on the interplay between floating-point and integer arithmetics, and especially on how to make the best use of both integer and floating-point basic operations when designing floating-point numerical kernels for embedded devices. This will be done in the context of the Metalibm ANR project and of our collaboration with STMicroelectronics. In addition, our work on the IEEE 1788 standard leads naturally to the development of associated reference libraries for interval arithmetic. A first direction will be to implement IEEE 1788 interval arithmetic using the fixed-precision hardware available for IEEE 754-2008 floating-point arithmetic. Another one will be to provide efficient support for multiple-precision intervals, in mid-rad representation and by developing MPFR-based code-generation tools aimed at handling families of functions.

3.3.5. Adequation algorithms/architectures.

So far, we have investigated how specific instructions like the fused multiply-add (FMA) impact the accuracy of computations, and have proposed several highly accurate FMA-based algorithms. The FMA being available

on several recent architectures, we now want to understand its impact on such algorithms in terms of practical performances. This should be a medium term project, leading to FMA-based algorithms with best speed/accuracy/robustness tradeoff. On the other hand (and on the long term), a major issue is how to exploit the various levels of parallelism of recent and upcoming architectures to ensure simultaneously high performance and reliability. A first direction will be to focus on SIMD parallelism, offered by instruction sets via vector instructions. This kind of parallelism should be key for small numerical kernels like elementary functions, complex arithmetic, or low-dimensional matrix computations. A second direction will be at the multi-core processor level, especially for larger numerical or algebraic problems (and in conjunction with SIMD parallelism when handling sub-problems of small enough dimension). Finally, we will work on aspects of automatic adaptation (auto-tuning) to such architectural features, not only for speed, but also for accuracy. This could be done via the design and implementation of heuristics capable of inserting more accurate codes, based for example on error-free transforms, whenever needed.

AVALON Project-Team

3. Research Program

3.1. Energy Application Profiling and Modelization

International roadmaps schedule to build exascale systems by the 2018 time frame. According to the Top500 list published in November 2013, the most powerful supercomputer is the Tianhe-2 platform, a machine with more than 3,000,000 cores. It consumes more than 17 MW for a maximum performance of 33 PFlops while the Defense Advanced Research Projects Agency (DARPA) has set to 20 MW the maximum energy consumption of an exascale supercomputer [32].

Energy efficiency is therefore a major challenge for building next generation large scale platforms. The targeted platforms will gather hundreds of million cores, low power servers, or CPUs. Besides being very important, their power consumption will be dynamic and irregular.

Thus, to consume energy efficiently, we aim at investigating two research directions. First, we need to improve the measure, the understanding, and the analysis of the large-scale platform energy consumption. Unlike approaches [34] that mix the usage of internal and external wattmeters on a small set of resources, we target high frequency and precise internal and external energy measurements of each physical and virtual resources on large scale distributed systems.

Secondly, we need to find new mechanisms that consume less and better on such platforms. Combined with hardware optimizations, several works based on shutdown or slowdown approaches aim at reducing energy consumption of distributed platforms and applications. To consume less, we first plan to explore the provision of accurate estimation of the energy consumed by applications without pre-executing and knowing them while most of the works try to do it based on in-depth application knowledge (code instrumentation [37], phase detection for specific HPC applications [42], etc.). As a second step, we aim at designing a framework model that allows interactions, dialogues and decisions taken in cooperation between the user/application, the administrator, the resource manager, and the energy supplier. While smart grid is one of the last killer scenarios for networks, electrical provisioning of next generation large IT infrastructures remains a challenge.

3.2. Data-intensive Application Profiling, Modeling, and Management

Recently, the term “Big Data” has emerged to design data sets or collections so large that they become intractable for classical tools. This term is most of the time implicitly linked to “analytics” to refer to issues such as curation, storage, search, sharing, analysis, and visualization. However, the Big Data challenge is not limited to data-analytics, a field that is well covered by programming languages and run-time systems such as Map-Reduce. It also encompasses data-intensive applications. These applications can be sorted into two categories. In High Performance Computing (HPC), data-intensive applications leverage post-petascale infrastructures to perform highly parallel computations on large amount of data, while in High Throughput Computing (HTC), a large amount of independent and sequential computations are performed on huge data collections.

These two types of data-intensive applications (HTC and HPC) raise challenges related to profiling and modeling that the Avalon team proposes to address. While the characteristics of data-intensive applications are very different, our work will remain coherent and focused. Indeed, a common goal will be to acquire a better understanding of both the applications and the underlying infrastructures running them to propose the best match between application requirements and infrastructure capacities. To achieve this objective, we will extensively rely on logging and profiling in order to design sound, accurate, and validated models. Then, the proposed models will be integrated and consolidated within a single simulation framework (SIMGRID). This will allow us to explore various potential “what-if?” scenarios and offer objective indicators to select interesting infrastructure configurations that match application specificities.

Another challenge is the ability to mix several heterogeneous infrastructure that scientists have at their disposal (*e.g.*, Grids, Clouds, and Desktop Grids) to execute data-intensive applications. Leveraging the aforementioned results, we will design strategies for efficient data management service for hybrid computing infrastructures.

3.3. Resourc-Agnostic Application Description Model

When programming in parallel, users expect to obtain performance improvement, whatever the cost is. For long, parallel machines have been simple enough to let a user program them given a minimal abstraction of their hardware. For example, MPI [36] exposes the number of nodes but hides the complexity of network topology behind a set of collective operations; OpenMP [40] simplifies the management of threads on top of a shared memory machine while OpenACC [39] aims at simplifying the use of GPGPU.

However, machines and applications are getting more and more complex so that the cost of manually handling an application is becoming very high [35]. Hardware complexity also stems from the unclear path towards next generations of hardware coming from the frequency wall: multi-core CPU, many-core CPU, GPGPUs, deep memory hierarchy, etc. have a strong impact on parallel algorithms. Hence, even though an abstract enough parallel language (UPC, Fortress, X10, etc.) succeeds, it will still face the challenge of supporting distinct codes corresponding to different algorithms corresponding to distinct hardware capacities.

Therefore, the challenge we aim to address is to define a model, for describing the structure of parallel and distributed applications that enables code variations but also efficient executions on parallel and distributed infrastructures. Indeed, this issue appears for HPC applications but also for cloud oriented applications. The challenge is to adapt an application to user constraints such as performance, energy, security, etc.

Our approach is to consider component based models [43] as they offer the ability to manipulate the software architecture of an application. To achieve our goal, we consider a “compilation” approach that transforms a resource-agnostic application description into a resource-specific description. The challenge is thus to determine a component based model that enables to efficiently compute application mapping while being tractable. In particular, it has to provide an efficient support with respect to application and resource elasticity, energy consumption and data management.

3.4. Application Mapping and Scheduling

This research axis is at the crossroad of the Avalon team. In particular, it gathers results of the three others research axis. We plan to consider application mapping and scheduling through the following three issues.

3.4.1. Application Mapping and Software Deployment

Application mapping and software deployment consist in the process of assigning distributed pieces of software to a set of resources. Resources can be selected according to different criteria such as performance, cost, energy consumption, security management, etc. A first issue is to select resources at application launch time. With the wide adoption of elastic platforms, *i.e.*, platforms that let the number of resources allocated to an application to be increased or decreased during its execution, the issue is also to handle resource selection at runtime.

The challenge in this context corresponds to the mapping of applications onto distributed resources. It will consist in designing algorithms that in particular take into consideration application profiling, modeling, and description.

A particular facet of this challenge is propose scheduling algorithms for dynamic and elastic platforms. As the amount of elements can vary, some kind of control of the platforms must be used accordingly to the scheduling.

3.4.2. Non-Deterministic Workflow Scheduling

Many scientific applications are described through workflow structures. Due to the increasing level of parallelism offered by modern computing infrastructures, workflow applications now have to be composed not only of sequential programs, but also of parallel ones. New applications are now built upon workflows with conditionals and loops (also called non-deterministic workflows).

These workflows can not be scheduled beforehand. Moreover cloud platforms bring on-demand resource provisioning and pay-as-you-go billing models. Therefore, there is a problem of resource allocation for non-deterministic workflows under budget constraints and using such an elastic management of resources.

Another important issue is data management. We need to schedule the data movements and replications while taking job scheduling into account. If possible, data management and job scheduling should be done at the same time in a closely coupled interaction.

3.4.3. Security Management in Cloud Infrastructure

Security has been proven to be sometimes difficult to obtain [41] and several issues have been raised in Clouds. Nowadays virtualization is used as the sole mechanism to secure different users sharing resources on Clouds. But, due to improper virtualization of all the components of Clouds (such as micro-architectural components), data leak and modification can occur. Accordingly, next-generation protection mechanisms are required to enforce security on Clouds and provide a way to cope with the current limitation of virtualization mechanisms.

As we are dealing with parallel and distributed applications, security mechanisms must be able to cope with multiple machines. Our approach is to combine a set of existing and novel security mechanisms that are spread in the different layers and components of Clouds in order to provide an in-depth and end-to-end security on Clouds. To do it, our first challenge is to define a generic model to express security policies.

Our second challenge is to work on security-aware resource allocation algorithms. The goal of such algorithms is to find a good trade-off between security and unshared resources. Consequently, they can limit resources sharing to increase security. It leads to complex trade-off between infrastructure consolidation, performance, and security.

BAMBOO Project-Team

3. Research Program

3.1. Symbiosis

The study we propose to do on symbiosis decomposes into four main parts - (1) genetic dialog, (2) metabolic dialog, (3) symbiotic dialog and genome evolution, and (4) symbiotic dynamics - that are however strongly interrelated, and the study of such interrelations will represent an important part of our work. Another biological objective, larger and which we hope within the ERC project SISYPHE just to sketch for a longer term investigation, will aim at getting at a better grasp of species identity and of a number of identity-related concepts. We now briefly indicate the main points that have started been investigated or should be investigated in the next five years.

Genetic dialog

We plan to study the genetic dialog at the regulation level between symbiont and host by addressing the following mathematical and algorithmic issues:

1. model and identify all small RNAs from the bacterium and the host which may be involved in the genetic dialog between the two, and model/identify the targets of such small RNAs;
2. infer selected parts of the regulatory network of both symbiont and host (this will enable to treat the next point) using all available information;
3. explore at both the computational and experimental levels the complementarity of the two networks, and revisit at a network level the question of a regulatory response of the symbiont to its host's demand;
4. compare the complementarities observed between pairs of networks (the host's and the symbiont's); such complementarities will presumably vary with the different types of host-symbiont relationships considered, and of course with the information the networks model (structural or dynamic); Along the way, it may become important at some point to address also the issue of transposable elements (abbreviated into TEs, that are genes which can jump spontaneously from one site to another in a genome following or not a duplication event). It is increasingly believed that TEs play a role in the regulation of the expression of the genes in eukaryotic genomes. The same role in symbionts, and in the host-symbiont dialog has been less or not explored. This requires to address the following additional task:
5. accurately and systematically detect all transposable elements (*i.e.* genes which can jump spontaneously from one site to another in a genome following or not a duplication event) and assess their implication in their own regulation and that of their host genome (the new sequencing technologies should facilitate this task as well as other data expression analyses, if we are able to master the computational problem of analysing the flow of data they generate: fragment indexing, mapping and assembly);
6. where possible, obtain data enabling to infer the PPI (Protein-Protein Interaction) for hosts and symbionts, and at the host-symbiont interface and analyse the PPI networks obtained and how they interact.

Initial algorithmic and statistical approaches for the first two items above are under way and are sustained by a well-established expertise of the team on sequence and microarray bioinformatic analysis. Both problems are however notoriously hard because of the high level of missing data and noise, and of our relative lack of knowledge of what could be the key elements of genetic regulation, such as small and micro RNAs.

We also plan to establish the complete repertoire of transcription factors of the interacting partners (with possible exchanges between them) at both the computational and experimental levels. Comparative biology (search by sequence homology of known regulators), 3D-structural modelling of putative domains interacting with the DNA molecule, regulatory domains conserved in the upstream region of coding DNA are among classical and routinely used methods to search for putative regulatory proteins and elements in the genomes. Experimentally, the BiaCore (using the surface plasmon resonance principle) and ChIP-Seq (using chromatin precipitation coupled with high-throughput sequencing from Solexa) techniques offer powerful tools to capture all the protein-DNA interactions corresponding to a specific putative regulator. However, these techniques have not been evaluated in the context of interacting partners making this task an interesting challenge.

Metabolic dialog

Our main plan for this part, where we have already many results, some obtained this last year, is to:

1. continue with and improve our work on reconstructing the metabolic networks of organisms with sequenced genomes, taking in particular care to cover as much as possible the different types of hosts and symbionts in interaction;
2. refine the network reconstructions by using flux balance analysis which will in turn require addressing the next item;
3. improve our capacity to efficiently compute fluxes and do flux balance analysis; current algorithms can handle only relatively small networks;
4. analyse and compare the networks in terms of their general structural, quantitative and dynamic characteristics;
5. develop models and algorithms to compare different types of metabolic interfaces which will imply being able, by a joint computational and experimental approach, to determine what is transported across interacting metabolisms;
6. define what would be a good null hypothesis to test the statistical significance, and therefore possible biological relevance of the characteristics observed when analysing or comparing (random network problem, a mostly open issue despite the various models available);
7. use the results from item 5, that is indications on the precursors of a bacterial metabolism that are key players in the dialog with the metabolism of the host, to revisit the genetic regulation dialog between symbiont and host.

Computational results from the last item will be complemented with experiments to help understand what is transported from the host to the symbiont and how what is transported may be related with the genetic dialog between the two organisms (items 5 and 6).

Great care will also be taken in all cases (metabolism- or regulation-only, or both together) to consider the situations, rather common, where more than two partners are involved in a symbiosis, that is when there are secondary symbionts of a same host.

The first five items above have started being computationally explored by our team, as has the last item including experimentally. Some algorithmic proofs-of-concept, notably as concerns structural, flux, precursor and chemical organisation studies (see some of the publications of the last year and this one), have been established but much more work is necessary. The main difficulties with items 3 and 4 are of two sorts. The first one is a modelling issue: what are the best models for analysing and comparing two or more networks? This will greatly depend on the biological question put, whether evolutionary or functional, structural or physiologic, besides being a choice that should be motivated by the extent and quality of the data available. The second sort of difficulty, which also applies to other items notably (item 2), is computational. Most of the problems related with analysing and specially comparing are known to be hard but many issues remain open. The question of a good random model (item 6) is also largely open.

Symbiotic dialog and genome evolution

Genomes are not static. Genes may get duplicated, sometimes the duplication affects the whole genome, or genes can transpose, while whole genomic segments can be reversed or deleted. Deletions are indeed one of the most common events observed for some symbionts. Genetic material may also be transferred across sub-species or species (lateral transfer), thus leading to the insertion of new elements in a genome. Finally, parts of a genome may be amplified through, for instance, slippage during DNA replication resulting in the multiplication of the copies of a repeat that appear tandemly arrayed along a genome. Tandem repeats, and other types of short or long repetitions are also believed to play a role in the generation of new genomic rearrangements although whether they are always the cause or consequence of the genome break and gene order change remains a disputed issue.

Work on this part will involve the following items:

1. extend the theoretical work done in the past years (rearrangement distance, rearrangement scenarios enumeration) to deal with different types of rearrangements and explore various types of biological constraints;
2. develop good random models (a largely open question despite some initial work in the area) for rearrangement distances and scenarios under a certain model, i.e. type of rearrangement operation(s) and of constraint(s), to assess whether the distances / scenarios observed have statistically notable characteristics;
3. extensively use the method(s) developed to investigate the rearrangement histories for the families of symbionts whose genomes have been sequenced and sufficiently annotated;
4. investigate the correlation of such histories with the repeats content and distribution along the genomes;
5. use the results of the above analyses together with a natural selection criterion to revisit the optimality model of rearrangement dynamics;
6. extend such model to deal with eukaryotic (multi-chromosomal) genomes;
7. at the interface host-symbiont, investigate the relation between the rearrangement histories in hosts and symbionts and the various types of symbiotic relationships observed in nature;
8. map such histories and their relation with the genetic and metabolic networks of hosts and symbionts, separately and at the interface;
9. develop methods to identify and quantify rearrangement events from NGS data.

Symbiotic dynamics

In order to understand the evolutionary consequences of symbiotic relations and their long term trajectories, one should be able to assess how tight is the association between symbionts and their hosts.

The main questions we would like to address are:

1. how often are symbionts horizontally transferred among branches of the host phylogenetic tree?
2. how long do parasites persist inside their host following the invasion of a new lineage?
3. what processes underlie this dynamic gain/loss equilibrium?

Mathematically, these questions have been traditionally addressed by co-phylogenetic methods, that is by comparing the evolutionary histories of hosts and parasites as represented in phylogenetic trees.

Currently available co-phylogenetic algorithms present various types of limitations as suggested in recent surveys. This may seriously compromise their interpretation with a view to understanding the evolutionary dynamics of parasites in communities. A few examples of limitations are the (often wrong) assumption made that the same rates of loss and gain of parasite infection apply for every host taxonomic group, and the fact that the possibility of multi-infections is not considered. In the latter case, exchange of genetic material between different parasites of a same host could further scramble the co-evolutionary signal. We therefore plan to:

1. better formalise the problem and the different simplifications that could be made, or inversely, should be avoided in the co-phylogeny studies; examples of the latter are the possibility of multi-infections, differential rate of loss and gain of infection depending on the host taxonomic group and geographic distance between hosts, etc., and propose better co-phylogenetic algorithms;
2. elaborate series of simulated data that will enable to (i) get a better grasp of the effect of the different parameters of the problem and, more practically, (ii) evaluate the performance of the method(s) that exist or are proposed (see next item);
3. apply the new methods to address the three questions above.

3.2. Intracellular interactions

The interactions of a symbiont with others sharing a same host, or with a symbiont and the cell of its host in the case of endosymbionts (organism that lives within the body or cells of another) are special, perhaps more complex cases of intracellular interactions that may concern different types of genetic elements, from organelles to whole chromosomes. The spatial arrangement of those genetic elements inside the nucleus of a cell is believed to be important both for gene expression and exchanges of genetic material between chromosomes. This question goes beyond the symbiosis one and has been investigated in the team in the last few years. Work on this will continue in future and concern developing algorithmic and statistical methods to analyse the interaction data that is starting to become available, in particular using NGS methods, in order to arrive at a better understanding of transcription, regulation both classical and epigenetic (inherited changes in phenotype or gene expression caused by mechanisms other than changes in the underlying DNA sequence), alternative splicing and trans-splicing phenomena, as well as study the possible interactions between an eukaryotic cell and its organelles or other cytoplasmic structures.

BEAGLE Project-Team

3. Research Program

3.1. Introduction

As stated above, the research topics of the BEAGLE Team are centered on the modelisation and simulation of cellular processes. More specifically, we focus on two specific processes that govern cell dynamics and behavior: Evolution and Biophysics. This leads to two main topics: computational cell biology and models for genome evolution.

3.2. Computational Cell Biology

BEAGLE contributes computational models and simulations to the study of cell signaling in prokaryotic and eukaryotic cells, with a special focus on the dynamics of cell signaling both in time and in space. Importantly, our objective here is not so much to produce innovative computer methodologies, but rather to improve our knowledge of the field of cell biology by means of computer methodologies.

This objective is not accessible without a thorough immersion in experimental cell biology. Hence, one specificity of BEAGLE is to be closely associated inside each research project with experimental biology groups. For instance, all the current PhD students implicated in the research projects below have strong interactions with experimenters, most of them conducting experiments themselves in our collaborators' labs. In such a case, the supervision of their PhD is systematically shared between an experimentalist and a theoretician (modeler/computer scientist).

Standard modeling works in cell biochemistry are usually based on mean-field equations, most often referred to as "laws of mass-action". Yet, the derivation of these laws is based on strict assumptions. In particular, the reaction medium must be dilute, perfectly-mixed, three-dimensional and spatially homogeneous and the resulting kinetics are purely deterministic. Many of these assumptions are obviously violated in cells. As already stressed out before, the external membrane or the interior of eukaryotic as well as prokaryotic cells evidence spatial organization at several length scales, so that they must be considered as non-homogeneous media. Moreover, in many case, the small number of molecule copies present in the cell violates the condition for perfect mixing, and more generally, the "law of large numbers" supporting mean-field equations.

When the laws-of-mass-action are invalidated, individual-based models (IBM) appear as the best modeling alternative to evaluate the impact of these specific cellular conditions on the spatial and temporal dynamics of the signaling networks. We develop Individual-Based Models to evaluate the fundamental impact of non-homogeneous space conditions on biochemical diffusion and reaction. More specifically, we focus on the effects of two major sources of non-homogeneity within cells: macromolecular crowding and non-homogeneous diffusion. Macromolecular crowding provides obstacles to the diffusive movement of the signaling molecules, which may in turn have a strong impact on biochemical reactions [35]. In this perspective, we use IBM to renew the interpretation of the experimental literature on this aspect, in particular in the light of the available evidence for anomalous subdiffusion in living cells. Another pertinent source of non-homogeneity is the presence of lipid rafts and/or caveolae in eukaryotic cell membranes that locally alter diffusion. We showed several properties of these diffusion gradients on cells membranes. In addition, combining IBMs and cell biology experiments, we investigate the spatial organization of membrane receptors in plasmic membranes and the impact of these spatial features on the initiation of the signaling networks [39]. More recently, we started to develop IBMs to propose experimentally-verifiable tests able to distinguish between hindered diffusion due to obstacles (macromolecular crowding) and non-homogeneous diffusion (lipid rafts) in experimental data.

The last aspect we tackle concerns the stochasticity of gene expression. Indeed, the stochastic nature of gene expression at the single cell level is now a well established fact [45]. Most modeling works try to explain this stochasticity through the small number of copies of the implicated molecules (transcription factors, in particular). In collaboration with the experimental cell biology group led by Olivier Gandrillon at the Centre de Génétique et de Physiologie Moléculaire et Cellulaire (CGPhyMC, UMR CNRS 5534), Lyon, we study how stochastic gene expression in eukaryotic cells is linked to the physical properties of the cellular medium (e.g., nature of diffusion in the nucleoplasm, promoter accessibility to various molecules, crowding). We have already developed a computer model whose analysis suggests that factors such as chromatin remodeling dynamics have to be accounted for [41]. Other works introduce spatial dimensions in the model, in particular to estimate the role of space in complex (protein+ DNA) formation. Such models should yield useful insights into the sources of stochasticity that are currently not explained by obvious causes (e.g. small copy numbers).

3.3. Models of genome evolution

Classical artificial evolution frameworks lack the basic structure of biological genome (i.e. a double-strand sequence supporting variable size genes separated by variable size intergenic sequences). Yet, if one wants to study how a mutation-selection process is likely (or not) to result in particular biological structures, it is mandatory that the effect of mutation modifies this structure in a realistic way. We have developed an artificial chemistry based on a mathematical formulation of proteins and of the phenotypic traits. In our framework, the digital genome has a structure similar to prokaryotic genomes and a non-trivial genotype-phenotype map. It is a double-stranded genome on which genes are identified using promoter-terminator- like and start-stop-like signal sequences. Each gene is transcribed and translated into an elementary mathematical element (a “protein”) and these elements – whatever their number – are combined to compute the phenotype of the organism. The Aevol (Artificial EVOLution) model is based on this framework and is thus able to represent genomes with variable length, gene number and order, and with a variable amount of non-coding sequences (for a complete description of the model, see [52]).

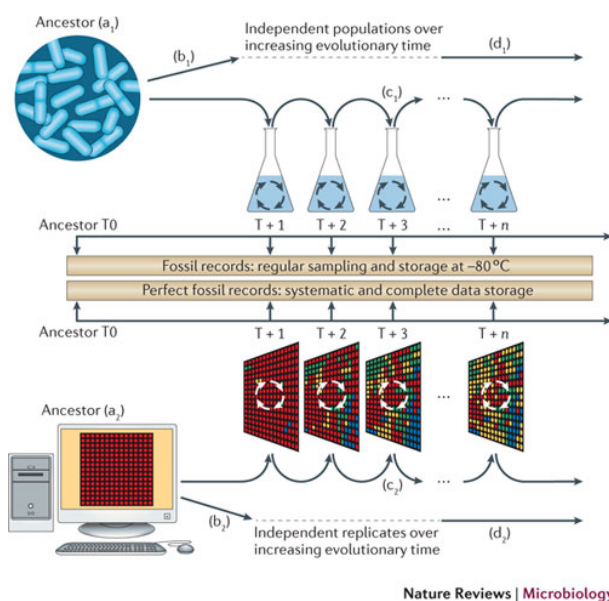


Figure 1. Parallel between experimental evolution and artificial evolution

As a consequence, this model can be used to study how evolutionary pressures like the ones for robustness or evolvability can shape genome structure [53], [50], [51], [60]. Indeed, using this model, we have shown that genome compactness is strongly influenced by indirect selective pressures for robustness and evolvability. By genome compactness, we mean several structural features of genome structure, like gene number, amount of non functional DNA, presence or absence of overlapping genes, presence or absence of operons [53], [50], [61]. More precisely, we have shown that the genome evolves towards a compact structure if the rate of spontaneous mutations and rearrangements is high. As far as gene number is concerned, this effect was known as an error-threshold effect [44]. However, the effect we observed on the amount of non functional DNA was unexpected. We have shown that it can only be understood if rearrangements are taken into account: by promoting large duplications or deletions, non functional DNA can be mutagenic for the genes it surrounds.

We have extended this framework to include genetic regulation (R-Aevol variant of the model). We are now able to study how these pressures also shape the structure and size of the genetic network in our virtual organisms [37], [36], [38]. Using R-Aevol we have been able to show that (i) the model qualitatively reproduces known scaling properties in the gene content of prokaryotic genomes and that (ii) these laws are not due to differences in lifestyles but to differences in the spontaneous rates of mutations and rearrangements [36]. Our approach consists in addressing unsolved questions on Darwinian evolution by designing controlled and repeated evolutionary experiments, either to test the various evolutionary scenarios found in the literature or to propose new ones. Our experience is that “thought experiments” are often misleading: because evolution is a complex process involving long-term and indirect effects (like the indirect selection of robustness and evolvability), it is hard to correctly predict the effect of a factor by mere thinking. The type of models we develop are particularly well suited to provide control experiments or test of null hypotheses for specific evolutionary scenarios. We often find that the scenarios commonly found in the literature may not be necessary, after all, to explain the evolutionary origin of a specific biological feature. No selective cost to genome size was needed to explain the evolution of genome compactness [53], and no difference in lifestyles and environment was needed to explain the complexity of the gene regulatory network [36]. When we unravel such phenomena in the individual-based simulations, we try to build “simpler” mathematical models (using for instance population genetics-like frameworks) to determine the minimal set of ingredients required to produce the effect. Both approaches are complementary: the individual-based model is a more natural tool to interact with biologists, while the mathematical models contain fewer parameters and fewer ad-hoc hypotheses about the cellular chemistry.

At this time, simulating the evolution of large genomes during hundreds of thousands of generation with the Aevol software can take several weeks or even months. It is worse with Raevol, where we not only simulate mutations and selection at the evolutionary timescale, but also simulate the lifetime of the individuals, allowing them to respond to environmental signals. Previous efforts to parallelize and distribute Aevol had yielded limited results due to the lack of dedicated staff on these problems. Since September, we have started to study how to improve the performance of (R-)Aevol. Thanks to the ADT Aevol, one and a half full time engineers will work to improve Aevol and especially to parallelize it. Moreover, we are working to formalize the numerical computation problems with (R-)Aevol to use state-of-the-art optimization techniques from the HPC community. It ranges from dense and sparse matrix multiplication and their optimizations (such as Tridiagonal matrix algorithm) to using new generation accelerator (Intel Xeon Phi and NVidia Tesla). However, our goal is not to become a HPC nor a numerical computation team but to work with well-established teams in these fields, such as through the Joint Laboratory for Extreme-Scale Computing, but also with Inria teams in these fields (e.g. ROMA, Avalon, CORSE, RUNTIME, MESCAL). By doing so, (R-)Aevol simulations will be faster, allowing us to study more parameters in a shorter time. Furthermore, we will also be able to simulate more realistic population sizes, that currently do not fit into the memory of a single computer.

Little has been achieved concerning the validation of these models, and the relevance of the observed evolutionary tendencies for living organisms. Some comparisons have been made between Adiva and experimental evolution [54], [48], but the comparison with what happened in a long timescale to life on earth is still missing. It is partly because the reconstruction of ancient genomes from the similarities and differences between extant ones is a difficult computational problem which still misses good solutions for every type of mutations, in particular the ones concerning changes in the genome structure.

There exist good phylogenic models of punctual mutations on sequences [46], which enable the reconstruction of small parts of ancestral sequences, individual genes for example [55]. But models of whole genome evolution, taking into account large scale events like duplications, insertions, deletions, lateral transfer, rearrangements are just being developed [63], [42]. Integrative phylogenetic models, considering both nucleotide substitutions and genome architectures, like Aevol does, are still missing.

Partial models lead to evolutionary hypotheses on the birth and death of genes [43], on the rearrangements due to duplications [33], [62], on the reasons of variation of genome size [49], [56]. Most of these hypotheses are difficult to test due to the difficulty of *in vivo* evolutionary experiments.

To this aim, we develop evolutionary models for reconstructing the history of organisms from the comparison of their genome, at every scale, from nucleotide substitutions to genome organisation rearrangements. These models include large-scale duplications as well as loss of DNA material, and lateral gene transfers from distant species. In particular we have developed models of evolution by rearrangements [57], methods for reconstructing the organization of ancestral genomes [58], [40], [59], or for detecting lateral gene transfer events [32], [8]. It is complementary with the Aevol development because both the model of artificial evolution and the phylogenetic models we develop emphasize on the architecture of genomes. So we are in a good position to compare artificial and biological data on this point.

We improve the phylogenetic models to reconstruct ancestral genomes, jointly seen as gene contents, orders, organizations, sequences. It will necessitate integrative models of genome evolution, which is desirable not only because they will provide a unifying view on molecular evolution, but also because they will put into light the relations between different kinds of mutations, and enable the comparison with artificial experiments from Aevol.

Based on this experience, the BEAGLE team contributes individual-based and mathematical models of genome evolution, *in silico* experiments as well as historical reconstruction on real genomes, to shed light on the evolutionary origin of the complex properties of cells.

BIPOP Project-Team

3. Research Program

3.1. Dynamic non-regular systems

mechanical systems, impacts, unilateral constraints, complementarity, modeling, analysis, simulation, control, convex analysis

Dynamical systems (we limit ourselves to finite-dimensional ones) are said to be *non-regular* whenever some nonsmoothness of the state arises. This nonsmoothness may have various roots: for example some outer impulse, entailing so-called *differential equations with measure*. An important class of such systems can be described by the complementarity system

$$\begin{cases} \dot{x} = f(x, u, \lambda), \\ 0 \leq y \perp \lambda \geq 0, \\ g(y, \lambda, x, u, t) = 0, \\ \text{re-initialization law of the state } x(\cdot), \end{cases} \quad (1)$$

where \perp denotes orthogonality; u is a control input. Now (1) can be viewed from different angles.

- Hybrid systems: it is in fact natural to consider that (1) corresponds to different models, depending whether $y_i = 0$ or $y_i > 0$ (y_i being a component of the vector y). In some cases, passing from one mode to the other implies a jump in the state x ; then the continuous dynamics in (1) may contain distributions.
- Differential inclusions: $0 \leq y \perp \lambda \geq 0$ is equivalent to $-\lambda \in N_K(y)$, where K is the nonnegative orthant and $N_K(y)$ denotes the normal cone to K at y . Then it is not difficult to reformulate (1) as a differential inclusion.
- Dynamic variational inequalities: such a formalism reads as $\langle \dot{x}(t) + F(x(t), t), v - x(t) \rangle \geq 0$ for all $v \in K$ and $x(t) \in K$, where K is a nonempty closed convex set. When K is a polyhedron, then this can also be written as a complementarity system as in (1).

Thus, the 2nd and 3rd lines in (1) define the modes of the hybrid systems, as well as the conditions under which transitions occur from one mode to another. The 4th line defines how transitions are performed by the state x . There are several other formalisms which are quite related to complementarity. A tutorial-survey paper has been published [5], whose aim is to introduce the dynamics of complementarity systems and the main available results in the fields of mathematical analysis, analysis for control (controllability, observability, stability), and feedback control.

3.2. Nonsmooth optimization

optimization, numerical algorithm, convexity, Lagrangian relaxation, combinatorial optimization.

Here we are dealing with the minimization of a function f (say over the whole space \mathbb{R}^n), whose derivatives are discontinuous. A typical situation is when f comes from dualization, if the primal problem is not strictly convex – for example a large-scale linear program – or even nonconvex – for example a combinatorial optimization problem. Also important is the case of spectral functions, where $f(x) = F(\lambda(A(x)))$, A being a symmetric matrix and λ its spectrum.

For these types of problems, we are mainly interested in developing efficient resolution algorithms. Our basic tool is bundling (Chap. XV of [11]) and we act along two directions:

- To explore application areas where nonsmooth optimization algorithms can be applied, possibly after some tailoring. A rich field of such application is combinatorial optimization, with all forms of relaxation [12].
- To explore the possibility of designing more sophisticated algorithms. This implies an appropriate generalization of second derivatives when the first derivative does not exist, and we use advanced tools of nonsmooth analysis, for example [14].

COMPSYS Project-Team

3. Research Program

3.1. Architecture and compilation trends

The embedded system design community is facing two challenges:

- The complexity of embedded applications is increasing at a rapid rate.
- The needed increase in processing power is no longer obtained by increases in the clock frequency, but by increased parallelism.

While, in the past, each type of embedded application was implemented in a separate appliance, the present tendency is toward a universal hand-held object, which must serve as a cell-phone, as a personal digital assistant, as a game console, as a camera, as a Web access point, and much more. One may say that embedded applications are of the same level of complexity as those running on a PC, but they must use a more constrained platform in terms of processing power, memory size, and energy consumption. Furthermore, most of them depend on international standards (e.g., in the field of radio digital communication), which are evolving rapidly. Lastly, since ease of use is at a premium for portable devices, these applications must be integrated seamlessly to a degree that is unheard of in standard computers.

All of this dictates that modern embedded systems retain some form of programmability. For increased designer productivity and reduced time-to-market, programming must be done in some high-level language, with appropriate tools for compilation, run-time support, and debugging. This does not mean however that all embedded systems (or all of an embedded system) must be processor based. Another solution is the use of field programmable gate arrays (FPGA), which may be programmed at a much finer grain than a processor, although the process of FPGA “programming” is less well understood than software generation. Processors are better than application-specific circuits at handling complicated control and unexpected events. On the other hand, FPGAs may be tailored to just meet the needs of their application, resulting in better energy and silicon area usage. It is expected that most embedded systems will use a combination of general-purpose processors, specific processors like DSPs, and FPGA accelerators (or even low-power GPUs). Such a combination DSP+FPGA is already present in recent versions of the Atom Intel processor.

As a consequence, parallel programming, which has long been confined to the high-performance community, must become the common place rather than the exception. In the same way that sequential programming moved from assembly code to high-level languages at the price of a slight loss in performance, parallel programming must move from low-level tools, like OpenMP or even MPI, to higher-level programming environments. While fully-automatic parallelization is a Holy Grail that will probably never be reached in our lifetimes, it will remain as a component in a comprehensive environment, including general-purpose parallel programming languages, domain-specific parallelizers, parallel libraries and run-time systems, back-end compilation, dynamic parallelization. The landscape of embedded systems is indeed very diverse and many design flows and code optimization techniques must be considered. For example, embedded processors (micro-controllers, DSP, VLIW) require powerful back-end optimizations that can take into account hardware specificities, such as special instructions and particular organizations of registers and memories. FPGA and hardware accelerators, to be used as small components in a larger embedded platform, require “hardware compilation”, i.e., design flows and code generation mechanisms to generate non-programmable circuits. For the design of a complete system-on-chip platform, architecture models, simulators, debuggers are required. The same is true for multicores of any kind, GPGPU (“general-purpose” graphical processing units), CGRA (coarse-grain reconfigurable architectures), which require specific methodologies and optimizations, although all these techniques converge or have connections. In other words, embedded systems need all usual aspects of the process that transforms some specification down to an executable, software or hardware. In this wide range of topics, Compsys concentrates on the code optimizations aspects (and the associated analysis) in this transformation chain, restricting to compilation (transforming a program to a program) for embedded

processors and programmable accelerators, and to high-level synthesis (transforming a program into a circuit description) for FPGAs.

Actually, it is not a surprise to see compilation and high-level synthesis getting closer (in the last 10 years now). Now that high-level synthesis has grown up sufficiently to be able to rely on place-and-route tools, or even to synthesize C-like languages, standard techniques for back-end code generation (register allocation, instruction selection, instruction scheduling, software pipelining) are used in HLS tools. At the higher level, programming languages for programmable parallel platforms share many aspects with high-level specification languages for HLS, for example, the description and manipulations of nested loops, or the model of computation/communication (e.g., Kahn process networks and its many “streaming” variants). In all aspects, the frontier between software and hardware is vanishing. For example, in terms of architecture, customized processors (with processor extension as first proposed by Tensilica) share features with both general-purpose processors and hardware accelerators. FPGAs are both hardware and software as they are fed with “programs” representing their hardware configurations.

In other words, this convergence in code optimizations explains why Compsys studies both program compilation and high-level synthesis, and at both front-end and back-end levels, the first one acting more at the granularity of memories, transfers, and multiple cores, the second one more at the granularity of registers, system calls, and single core. Both levels must be considered as they interact with each other. Front-end optimizations must be aware of what back-end optimizations will do, as single core performance remain the basis for good parallel performances. Some front-end optimizations even act directly on back-end features, for example register tiling considered as a source-level transformation. Also, from a conceptual point of view, the polyhedral techniques developed by Compsys are actually the symbolic front-end counterpart, for structured loops, of back-end analysis and optimizations of unstructured programs (through control-flow graphs), such as dependence analysis, scheduling, lifetime analysis, register allocation, etc. A strength of Compsys so far was to juggle with both aspects, one more on graph theory with SSA-type optimizations, the other with polyhedra representing loops, and to exploit the correspondence between both. This has still to be exploited, for applying polyhedral techniques to more irregular programs.

Besides, Compsys has a tradition of building free software tools for linear programming and optimization in general, and will continue it, as needed for our current research.

3.1.1. *Compilation and languages issues in the context of embedded processors, “embedded systems”, and programmable accelerators*

Compilation is an old activity, in particular back-end code optimizations. The development of embedded systems was one of the reasons for the revival of compilation activities as a research topic. Applications for embedded computing systems generate complex programs and need more and more processing power. This evolution is driven, among others, by the increasing impact of digital television, the first instances of UMTS networks, and the increasing size of digital supports, like recordable DVD, and even Internet applications. Furthermore, standards are evolving very rapidly (see for instance the successive versions of MPEG). As a consequence, the industry has focused on programmable structures, whose flexibility more than compensates for their larger size and power consumption. The appliance provider has a choice between hard-wired structures (Asic), special-purpose processors (Asip), (quasi) general-purpose processors (DSP for multimedia applications), and now hardware accelerators (dedicated platforms – such as those developed by Thales or the CEA –, or more general-purpose accelerators such as GPUs or even multicores, even if these are closer to small HPC platforms than truly embedded systems). Our cooperation with STMicroelectronics, until 2012, focused on investigating the compilation for specialized processors, such as the ST100 (DSP processor) and the ST200 (VLIW DSP processor) family. Even for this restricted class of processors, the diversity is large, and the potential for instruction level parallelism (SIMD, MMX), the limited number of registers and the small size of the memory, the use of direct-mapped instruction caches, of predication, generate many open problems. Our goal was to contribute to their understanding and their solutions.

An important concept to cope with the diversity of platforms is the concept of *virtualization*, which is a key for more portability, more simplicity, more reliability, and of course more security. This concept – implemented at

low level through binary translation and just-in-time (JIT) compilation⁰ – consists in hiding the architecture-dependent features as long as possible during the compilation process. It has been used for a while for servers such as HotSpot, a bit more recently for workstations, and now for embedded computing. The same needs drive the development of intermediate languages such as OpenCL to, not necessarily hide, but at least make more uniform, the different facets of the underlying architectures. The challenge is then to design and compile high-productivity and high-performance languages⁰ (coping with parallelism and heterogeneity) that can be ported to such intermediate languages, or to architecture-dependent runtime systems. The offloading of computation kernels, through source-to-source compilation, targeting back-end C dialects, has the same goals: to automate application porting to the variety of accelerators.

For JIT compilation, the compactness of the information representation, and thus its pertinence, is an important criterion for such late compilation phases. Indeed, the intermediate representation (IR) is evolving not only from a target-independent description to a target-dependent one, but also from a situation where the compilation time is almost unlimited (cross-compilation) to one where any type of resource is limited. This is one of the reasons why static single assignment (SSA), a sparse compact representation of liveness information, became popular in embedded compilation. If time constraints are common to all JIT compilers (not only for embedded computing), the benefit of using SSA is also in terms of its good ratio pertinence/storage of information. It also enables to simplify algorithms, which is also important for increasing the reliability of the compiler. In this context, our aim has been, in particular, to develop exact or heuristic solutions to *combinatorial* problems that arise in compilation for VLIW and DSP processors, and to integrate these methods into industrial compilers for DSP processors (mainly ST100, ST200, Strong ARM). Such combinatorial problems can be found in register allocation, opcode selection, code placement, when removing the SSA multiplexer functions (known as ϕ functions). These optimizations are usually done in the last phases of the compiler, using an assembly-level intermediate representation. As mentioned in Sections 2.3 and 2.4, we made a lot of progress in this area in our past collaborations with STMicroelectronics (see also previous activity reports). Through the Sceptre and Mediacom projects, we first revisited, in the light of SSA, some code optimizations in an aggressive context, to develop better strategies, without eliminating too quickly solutions that may have been considered as too expensive in the past. Then we exploited the new concepts introduced in the aggressive context to design better algorithms in a JIT context, focusing on the speed of algorithms and their memory footprint, without compromising too much on the quality of the generated code.

Our research directions are currently more focused on programmable accelerators, such as GPU and multi-cores, but still considering *static* compilation and without forgetting the link between high-level (in general at source-code level) and low-level (i.e., at assembly-code level) optimizations. They concern program analysis (of both sequential and parallel specifications), program optimizations (for memory hierarchies, parallelism, streaming, etc.), and also the link with applications and between compilers and users (programmers). Polyhedral techniques play an important role in these directions, even if control-flow-based techniques remain in the background and may come back at any time in the foreground. This is also the case for high-level synthesis, as exposed in the next section.

3.1.2. Context of high-level synthesis and FPGA platforms

High-level synthesis has become a necessity, mainly because the exponential increase in the number of gates per chip far outstrips the productivity of human designers. Besides, applications that need hardware accelerators usually belong to domains, like telecommunications and game platforms, where fast turn-around

⁰*Aggressive compilation* consists in allowing more time to implement more complete and costly solutions: the compiled program is loaded in permanent memory (ROM, flash, etc.) and its compilation time is less relevant than the execution time, size, and energy consumption of the produced code, which can have a critical impact on the cost and quality of the final product. Hence, the application is cross-compiled, i.e., compiled on a powerful platform distinct from the target processor. *Just-in-time compilation*, on the other hand, corresponds to compiling applets on demand on the target processor. For compatibility and compactness, the source languages are CIL or Java bytecode. The code can be uploaded or sold separately on a flash memory. Compilation is performed at load time and even dynamically during execution. The optimization heuristics, constrained by time and limited resources, are far from being aggressive. They must be fast but smart enough.

⁰For examples of such languages, see the keynotes event we organized in 2013: <http://labexcompilation.ens-lyon.fr/hpc-languages>.

and time-to-market minimization are paramount. When Compsys started, we were convinced that our expertise in compilation and automatic parallelization could contribute to the development of the needed tools.

Today, synthesis tools for FPGAs or ASICs come in many shapes. At the lowest level, there are proprietary Boolean, layout, and place-and-route tools, whose input is a VHDL or Verilog specification at the structural or register-transfer level (RTL). Direct use of these tools is difficult, for several reasons:

- A structural description is completely different from an usual algorithmic language description, as it is written in term of interconnected basic operators. One may say that it has a spatial orientation, in place of the familiar temporal orientation of algorithmic languages.
- The basic operators are extracted from a library, which poses problems of selection, similar to the instruction selection problem in ordinary compilation.
- Since there is no accepted standard for VHDL synthesis, each tool has its own idiosyncrasies and reports its results in a different format. This makes it difficult to build portable HLS tools.
- HLS tools have trouble handling loops. This is particularly true for logic synthesis systems, where loops are systematically unrolled (or considered as sequential) before synthesis. An efficient treatment of loops needs the polyhedral model. This is where past results from the automatic parallelization community are useful.
- More generally, a VHDL specification is too low level to allow the designer to perform, easily, higher-level code optimizations, especially on multi-dimensional loops and arrays, which are of paramount importance to exploit parallelism, pipelining, and perform communication and memory optimizations.

Some intermediate tools were proposed that generate VHDL from a specification in restricted C, both in academia (such as SPARK, Gaut, UGH, CloogVHDL), and in industry (such as C2H), CatapultC, Pico-Express, Vivado HLS. All these tools use only the most elementary form of parallelization, equivalent to instruction-level parallelism in ordinary compilers, with some limited form of block pipelining, and communication through FIFOs. Targeting one of these tools for low-level code generation, while we concentrate on exploiting loop parallelism, might be a more fruitful approach than directly generating VHDL. However, it may be that the restrictions they impose preclude efficient use of the underlying hardware. Our first experiments with these HLS tools reveal two important issues. First, they are, of course, limited to certain types of input programs so as to make their design flows successful, even if, over the years, they become more and more mature. But it remains a painful and tricky task for the user to transform the program so that it fits these constraints and to tune it to get good results. Automatic or semi-automatic program transformations can help the user achieve this task. Second, users, even expert users, have only a very limited understanding of what back-end compilers do and why they do not lead to the expected results. An effort must be done to analyze the different design flows of HLS tools, to explain what to expect from them, and how to use them to get a good quality of results. Our first goal is thus to develop high-level techniques that, used in front of existing HLS tools, improve their utilization. This should also give us directions on how to modify them or to design new tools from scratch.

More generally, we want to consider HLS as a more global parallelization process. So far, no HLS tools is capable of generating designs with communicating *parallel* accelerators, even if, in theory, at least for the scheduling part, a tool such as Pico-Express could have such capabilities. The reason is that it is, for example, very hard to automatically design parallel memories and to decide the distribution of array elements in memory banks to get the desired performances with parallel accesses. Also, how to express communicating processes at the language level? How to express constraints, pipeline behavior, communication media, etc.? To better exploit parallelism, a first solution is to extend the source language with parallel constructs, as in all derivations of the Kahn process networks model, including communicating regular processes (CRP, see later). The other solution is a form of automatic parallelization. However, classical methods, which are mostly based on scheduling, need to be revisited, to pay more attention to locality, process streaming, and low-level pipelining, which are of paramount importance in hardware. Besides, classical methods mostly rely on the runtime system to tailor the parallelism degree to the available resources. Obviously, there is no runtime system in hardware. The real challenge is thus to invent new scheduling algorithms that take resource, locality,

and pipelining into account, and then to infer the necessary hardware from the schedule. This is probably possible only for programs that fit into the polyhedral model, or in an incrementally-extended model.

Our research activities on polyhedral code analysis and optimizations directly target these HLS challenges. But they are not limited to the automatic generation of hardware as can be seen from our different contributions on X10, OpenStream, parametric tiling, etc. The same underlying concepts also arise when optimizing codes for GPUs and multicores. In this context of polyhedral analysis and optimizations, we will focus on three aspects:

- developing high-level transformations, especially for loops and memory/communication optimizations, that can be used in front of HLS tools so as to improve their use, as well as for hardware accelerators;
- developing concepts and techniques in a more global view of high-level synthesis and high-level parallel programming, starting from specification languages down to hardware implementation;
- developing more general code analysis so as to extract more information from codes as well as to extend the programs that can be handled.

3.2. Code analysis, code transformations, code optimizations

Embedded systems generated new problems in code analysis and optimization both for optimizing embedded software (compilation) and hardware (HLS). We now give a bit more details on some general challenges for program analysis, optimizations, and transformations, induced by this context, and on our methodology, in particular our development and use of polyhedral optimizations and its extensions.

3.2.1. Processes, scheduling, mapping, communications, etc.

Before mapping an application to an architecture, one has to decide which execution model is targeted and where to intervene in the design flow. Then one has to solve scheduling, placement, and memory management problems. These three aspects should be handled as a whole, but present state of the art dictates that they be treated separately. One of our aims will be to find more comprehensive solutions. The last task is code generation, both for the processing elements and the interfaces processors/accelerators.

There are basically two execution models for embedded systems: one is the classical accelerator model, in which data is deposited in the memory of the accelerator, which then does its job, and returns the results. In the streaming model, computations are done on the fly, as data items flow from an input channel to the output. Here, the data are never stored in (addressable) memory. Other models are special cases, or sometimes compositions of the basic models. For instance, a systolic array follows the streaming model, and sometimes extends it to higher dimensions. Software radio modems follow the streaming model in the large, and the accelerator model in detail. The use of first-in first-out queues (FIFO) in hardware design is an application of the streaming model. Experience shows that designs based on the streaming model are more efficient than those based on memory, for such applications. One of the points to be investigated is whether it is general enough to handle arbitrary (regular) programs. The answer is probably negative. One possible implementation of the streaming model is as a network of communicating processes either as Kahn process networks (FIFO based) or as our more recent model of communicating regular processes (memory based, see for example CRP below). It is an interesting fact that several researchers have investigated translation from process networks [22] and to process networks [27], [28]. Streaming languages such as StreamIt and OpenStream have also been developed.

Kahn process networks (KPN) were introduced 30 years ago as a notation for representing parallel programs. Such a network is built from processes that communicate via perfect FIFO channels. Because the channel histories are deterministic, one can define a semantics and talk meaningfully about the equivalence of two implementations. As a bonus, the dataflow diagrams used by signal processing specialists can be translated on-the-fly into process networks. The problem with KPNs is that they rely on an asynchronous execution model, while VLIW processors and FPGAs are synchronous or partially synchronous. Thus, there is a need for a tool for synchronizing KPNs. This can be done by computing a schedule that has to satisfy data dependences within each process, a causality condition for each channel (a message cannot be received before it is sent),

and real-time constraints. However, there is a difficulty in writing the channel constraints because one has to count messages in order to establish the send/receive correspondence and, in multi-dimensional loop nests, the counting functions may not be affine. Recent developments on the theory of polynomials (see Section 6.7) may offer a solution to this problem. One can also define another model, *communicating regular processes* (CRP), in which channels are represented as write-once/read-many arrays. One can then dispense with counting functions and prove that the determinacy property still holds. As an added benefit, a communication system in which the receive operation is not destructive is closer to the expectations of system designers.

The main difficulty with this approach is that ordinary programs are usually not constructed as process networks. One needs automatic or semi-automatic tools for converting sequential programs into process networks. One possibility is to start from array dataflow analysis [24] or variants. Another approach attempts to construct threads, i.e., pieces of sequential code with the smallest possible interactions. In favorable cases, one may even find outermost parallelism, i.e., threads with no interactions whatsoever. Tiling mechanisms can also be used to define atomic processes that can be pipelined as we proposed initially for FPGA [17].

Whatever the chosen solution (FIFO or addressable memory) for communicating between two accelerators or between the host processor and an accelerator, the problems of optimizing communication between processes and of optimizing buffers have to be addressed. Many local memory optimization problems have already been solved theoretically. Some examples are loop fusion and loop alignment for array contraction, techniques for data allocation in scratch-pad memory, or techniques for folding multi-dimensional arrays [21]. Nevertheless, the problem is still largely open. Some questions are: how to schedule a loop sequence (or even a process network) for minimal scratch-pad memory size? How is the problem modified when one introduces unlimited and/or bounded parallelism (same questions for analyzing explicitly-parallel programs)? How does one take into account latency or throughput constraints, bandwidth constraints for input and output channels, memory hierarchies? All loop transformations are useful in this context, in particular loop tiling, and may be applied either as source-to-source transformations (when used in front of HLS or C-level compilers) or to generate directly VHDL or lower-level C-dialects such as OpenCL. One should keep in mind that theory will not be sufficient to solve these problems. Experiments are required to check the relevance of the various models (computation model, memory model, power consumption model) and to select the most important factors according to the architecture. Besides, optimizations do interact: for instance, reducing memory size and increasing parallelism are often antagonistic. Experiments will be needed to find a global compromise between local optimizations. In particular, the design of cost models remain a fundamental challenge.

Finally, there remains the problem of code generation for accelerators. It is a well-known fact that modern methods for program optimization and parallelization do not generate a new program, but just deliver blueprints for program generation, in the form, e.g., of schedules, placement functions, or new array subscripting functions. A separate code generation phase must be crafted with care, as a too naive implementation may destroy the benefits of high-level optimization. There are two possibilities here as suggested before; one may target another high-level synthesis or compilation tool, or one may target directly VHDL or low-level code. Each approach has its advantages and drawbacks. However, both situations require that the input program respects some strong constraints on the code shape, array accesses, memory accesses, communication protocols, etc. Furthermore, to get the compilers do what the user wants requires a lot of program tuning, i.e., of program rewriting or of program annotations. What can be automated in this rewriting process? Semi-automated?

In other words, we still need to address scheduling, memory, communication, and code generation issues, in the light of the developments of new languages and architectures, pushing the limits of such an automation.

3.2.2. *Beyond static control programs*

With the advent of parallelism in supercomputers, the bulk of research in code transformation resulted in (semi-)automatic parallelization, with many techniques (analysis, scheduling, code generation, etc.) based on the description and manipulation of nested loops with polyhedra. Compsys has always taken an active part in the development of these so-called “polyhedral techniques”. Historically, these analysis were (wrongly) understood to be limited to static control programs.

Actually, the polyhedral model is neither a programming language nor an execution model rather an intermediate representation. As such, it can be generated from imperative sequential languages like C or Fortran, streaming languages like CRP, or equational languages like Alpha. While the structure of the model is the same in all three cases, it may enjoy different properties, e.g., a schedule always exists in the first case, not in the two others. The import of the polyhedral model is that many questions relative to the analysis of a program and the applicability of transformations can be answered precisely and efficiently by applying well-known mathematical results to the model.

For irregular programs, the basic idea is to construct a polyhedral over-approximation, i.e., a program which has more operations, a larger memory footprint, and more dependences than the original. One can then parallelize the approximated program using polyhedral tools, and then return to the original, either by introducing guards, or by insuring that approximations are harmless. This technique is the standard way of dealing with approximated dependences. We already started to study the impact of approximations in our kernel offloading technique, for optimizing remote communications [4]. It is clear however that this method will apply only to mildly non-polyhedral programs. The restriction to arrays as the only data structure is still present. Its advantage is that it will be able to subsume in a coherent framework many disparate tricks: the extraction of SCoPs, induction variable detection, the omission of non-affine subscripts, or the conversion of control dependences into data dependences. The link with the techniques developed in the PIPS compiler (based on array region analysis) is strong and will have to be explored.

Such over-approximations can be found by mean of abstract interpretation, a general framework to develop static analysis on real-life programs. However, they were designed mainly for verification purposes, thus precision was the main issue before scalability. Although many efforts were made in designing specialized analyses (pointers, data structures, arrays), these approaches still suffer from a lack of experimental evidence concerning their applicability for code optimization. Following our experience and work on termination analysis (that connects the work on back-end CFG-like and front-end polyhedral-like optimizations), and our work on range analysis of numerical variables and on the memory footprint on real-world C programs [9], our objective is to bridge the gap between abstract interpretation and compilation, by designing cheaper analyses that scale well, mainly based on compact representations derived from variants of static single assignment (SSA). We will focus on complex control, and complex data structures (pointers, lists) that still suffer from complexity issues in the area of optimisation.

Another possibility is to rely on application specific knowledge to guide compiler decisions. As it is impossible for a compiler alone to fully exploit such pieces of information. A possible approach to better utilize such knowledge is to put the programmers “in the loop”. Expert parallel programmers often have a good idea about coarse-grain parallelism and locality that they want to use for an application. On the other hand, fine-grain parallelism (e.g., ILP, SIMD) is tedious and specific to each underlying architecture, and is best left to the compiler. Furthermore, approximations will have opportunities to be refined using programmer knowledge. The key challenge is to create a programming environment where compiler techniques and programmer knowledge can be combined effectively. One of the difficulties is to design a usable interface between the compiler and the programmer.

3.3. Mathematical tools

All compilers have to deal with *sets* and relations. In classical compilers, these sets are finite: the set of statements of a program, the set of its variables, its abstract syntax tree (AST), its control-flow graph (CFG), and many others. It is only in the first phase of compilation, parsing, that one has to deal with infinite objects, regular and context-free languages, and those are represented by finite grammars, and are processed by a symbolic algorithm, yacc or one of its clones.

When tackling parallel programs and parallel compilation, it was soon realized that this position was no longer tenable. Since it makes no sense to ask whether a statement can be executed in parallel with itself, one has to consider sets of operations, which may be so large as to forbid an extensive representation, or even be infinite. The same is true for dependence sets, for memory cells, for communication sets, and for many other objects

a parallel compiler has to consider. The representation is to be *symbolic*, and all necessary algorithms have to be promoted to symbolic versions.

Such symbolic representations have to be efficient – the formula representing a set has to be much smaller than the set itself – and effective – the operations one needs, union, intersection, emptiness tests and many others – have to be feasible and fast. As a parenthesis, note that progress in algorithm design has blurred the distinction between polynomially-solvable and NP-complete problems, and between decidable and undecidable questions. For instance SAT, SMT, and ILP software tools solve efficiently many NP-complete problems, and the Z3 tool is able to “solve” many instances of the undecidable Hilbert’s 10th problem.

Since the times of Pip and of the Polylib, Compsys has been active in the implementation of basic mathematical tools for program analysis and synthesis. Pip is still developed by Paul Feautrier and Cédric Bastoul, while the Polylib is now taken care of by the Inria Camus project, which introduced Ehrhart polynomials. These tools are still in use world-wide and they also have been reimplemented many times with (sometimes slight) improvements, e.g., as part of the Parma Polylib, of Sven Verdoolaege’s Isl and Barvinok libraries, or of the Jollylib of Reservoir Labs. Other groups also made a lot of efforts towards the democratization of the use of polyhedral techniques, in particular the Alchemy Inria project, with Cloog and the development of Graphite in GCC, and Sadayappan’s group in the USA, with the development of U. Bondhugula’s Pluto prototype compiler. The same effort is made through the PPCG prototype compiler (for GPU) and Pencil (directives-based language on top of PPCG).

After 2009, Compsys continued to focus on the introduction of concepts and techniques to extend the polytope model, with a shift toward tools that may prepare the future. For instance, PoCo and C2fsm are able to parse general programs, not just SCoPs (static control programs), while the efficient handling of Boolean affine formulas [23] is a prerequisite for the construction of non-convex approximations. Euclidean lattices provide an efficient abstraction for the representation of spatial phenomena, and the construction of *critical lattices* as embedded in the tool Cl@k is a first step towards memory optimization in stream languages and may be useful in other situations. Our work on Chuba introduced a new element-wise array reuse analysis and the possibility of handling approximations. Our work on the analysis of while loops is both an extension of the polytope model itself (i.e., beyond SCoPs) and of its applications, here links with program termination and worst-case execution time (WCET) tools.

A recent example of the same approach is the proposal by Paul Feautrier to use polynomials for program analysis and optimization [5]. The associated tools are based on Handelman and Schweighofer theorems, the polynomial analogue of Farkas lemma. While this is definitely work in progress, with many unsolved questions, it has the potential of greatly enlarging the set of tractable programs.

As a last remark, observe that a common motif of these development is the transformation of finite algorithms into symbolic algorithms, able to solve very large or even infinite instances. For instance, PIP is a symbolic extension of the Simplex; our work on memory allocation is a symbolic extension of the familiar register allocation problem; loop scheduling extends DAG scheduling. Many other algorithms await their symbolic transformation: a case in point is resource-constrained scheduling.

CONVECS Project-Team

3. Research Program

3.1. New Formal Languages and their Concurrent Implementations

We aim at proposing and implementing new formal languages for the specification, implementation, and verification of concurrent systems. In order to provide a complete, coherent methodological framework, two research directions must be addressed:

- *Model-based specifications*: these are operational (i.e., constructive) descriptions of systems, usually expressed in terms of processes that execute concurrently, synchronize together and communicate. Process calculi are typical examples of model-based specification languages. The approach we promote is based on LOTOS NT (LNT for short), a formal specification language that incorporates most constructs stemming from classical programming languages, which eases its acceptance by students and industry engineers. LNT [35] is derived from the ISO standard E-LOTOS (2001), of which it represents the first successful implementation, based on a source-level translation from LNT to the former ISO standard LOTOS (1989). We are working both on the semantic foundations of LNT (enhancing the language with module interfaces and timed/probabilistic/stochastic features, compiling the m among n synchronization, etc.) and on the generation of efficient parallel and distributed code. Once equipped with these features, LNT will enable formally verified asynchronous concurrent designs to be implemented automatically.
- *Property-based specifications*: these are declarative (i.e., non-constructive) descriptions of systems, which express *what* a system should do rather than *how* the system should do it. Temporal logics and μ -calculi are typical examples of property-based specification languages. The natural models underlying value-passing specification languages, such as LNT, are Labeled Transition Systems (LTSs or simply *graphs*) in which the transitions between states are labeled by actions containing data values exchanged during handshake communications. In order to reason accurately about these LTSs, temporal logics involving data values are necessary. The approach we promote is based on MCL (*Model Checking Language*) [56], which extends the modal μ -calculus with data-handling primitives, fairness operators encoding generalized Büchi automata, and a functional-like language for describing complex transition sequences. We are working both on the semantic foundations of MCL (extending the language with new temporal and hybrid operators, translating these operators into lower-level formalisms, enhancing the type system, etc.) and also on improving the MCL on-the-fly model checking technology (devising new algorithms, enhancing ergonomics by detecting and reporting vacuity, etc.).

We address these two directions simultaneously, yet in a coherent manner, with a particular focus on applicable concurrent code generation and computer-aided verification.

3.2. Parallel and Distributed Verification

Exploiting large-scale high-performance computers is a promising way to augment the capabilities of formal verification. The underlying problems are far from trivial, making the correct design, implementation, fine-tuning, and benchmarking of parallel and distributed verification algorithms long-term and difficult activities. Sequential verification algorithms cannot be reused as such for this task: they are inherently complex, and their existing implementations reflect several years of optimizations and enhancements. To obtain good speedup and scalability, it is necessary to invent new parallel and distributed algorithms rather than to attempt a parallelization of existing sequential ones. We seek to achieve this objective by working along two directions:

- *Rigorous design:* Because of their high complexity, concurrent verification algorithms should themselves be subject to formal modeling and verification, as confirmed by recent trends in the certification of safety-critical applications. To facilitate the development of new parallel and distributed verification algorithms, we promote a rigorous approach based on formal methods and verification. Such algorithms will be first specified formally in LNT, then validated using existing model checking algorithms of the CADP toolbox. Second, parallel or distributed implementations of these algorithms will be generated automatically from the LNT specifications, enabling them to be experimented on large computing infrastructures, such as clusters and grids. As a side-effect, this “bootstrapping” approach would produce new verification tools that can later be used to self-verify their own design.
- *Performance optimization:* In devising parallel and distributed verification algorithms, particular care must be taken to optimize performance. These algorithms will face concurrency issues at several levels: grids of heterogeneous clusters (architecture-independence of data, dynamic load balancing), clusters of homogeneous machines connected by a network (message-passing communication, detection of stable states), and multi-core machines (shared-memory communication, thread synchronization). We will seek to exploit the results achieved in the parallel and distributed computing field to improve performance when using thousands of machines by reducing the number of connections and the messages exchanged between the cooperating processes carrying out the verification task. Another important issue is the generalization of existing LTS representations (explicit, implicit, distributed) in order to make them fully interoperable, such that compilers and verification tools can handle these models transparently.

3.3. Timed, Probabilistic, and Stochastic Extensions

Concurrent systems can be analyzed from a *qualitative* point of view, to check whether certain properties of interest (e.g., safety, liveness, fairness, etc.) are satisfied. This is the role of functional verification, which produces Boolean (yes/no) verdicts. However, it is often useful to analyze such systems from a *quantitative* point of view, to answer non-functional questions regarding performance over the long run, response time, throughput, latency, failure probability, etc. Such questions, which call for numerical (rather than binary) answers, are essential when studying the performance and dependability (e.g., availability, reliability, etc.) of complex systems.

Traditionally, qualitative and quantitative analyzes are performed separately, using different modeling languages and different software tools, often by distinct persons. Unifying these separate processes to form a seamless design flow with common modeling languages and analysis tools is therefore desirable, for both scientific and economic reasons. Technically, the existing modeling languages for concurrent systems need to be enriched with new features for describing quantitative aspects, such as probabilities, weights, and time. Such extensions have been well-studied and, for each of these directions, there exist various kinds of automata, e.g., discrete-time Markov chains for probabilities, weighted automata for weights, timed automata for hard real-time, continuous-time Markov chains for soft real-time with exponential distributions, etc. Nowadays, the next scientific challenge is to combine these individual extensions altogether to provide even more expressive models suitable for advanced applications.

Many such combinations have been proposed in the literature, and there is a large amount of models adding probabilities, weights, and/or time. However, an unfortunate consequence of this diversity is the confuse landscape of software tools supporting such models. Dozens of tools have been developed to implement theoretical ideas about probabilities, weights, and time in concurrent systems. Unfortunately, these tools do not interoperate smoothly, due both to incompatibilities in the underlying semantic models and to the lack of common exchange formats.

To address these issues, CONVECS follows two research directions:

- *Unifying the semantic models.* Firstly, we will perform a systematic survey of the existing semantic models in order to distinguish between their essential and non-essential characteristics, the goal being to propose a unified semantic model that is compatible with process calculi techniques for specifying and verifying concurrent systems. There are already proposals for unification either

theoretical (e.g., Markov automata) or practical (e.g., PRISM and MODEST modeling languages), but these languages focus on quantitative aspects and do not provide high-level control structures and data handling features (as LNT does, for instance). Work is therefore needed to unify process calculi and quantitative models, still retaining the benefits of both worlds.

- *Increasing the interoperability of analysis tools.* Secondly, we will seek to enhance the interoperability of existing tools for timed, probabilistic, and stochastic systems. Based on scientific exchanges with developers of advanced tools for quantitative analysis, we plan to evolve the CADP toolbox as follows: extending its perimeter of functional verification with quantitative aspects; enabling deeper connections with external analysis components for probabilistic, stochastic, and timed models; and introducing architectural principles for the design and integration of future tools, our long-term goal being the construction of a European collaborative platform encompassing both functional and non-functional analyzes.

3.4. Component-Based Architectures for On-the-Fly Verification

On-the-fly verification fights against state explosion by enabling an incremental, demand-driven exploration of LTSs, thus avoiding their entire construction prior to verification. In this approach, LTS models are handled implicitly by means of their *post* function, which computes the transitions going out of given states and thus serves as a basis for any forward exploration algorithm. On-the-fly verification tools are complex software artifacts, which must be designed as modularly as possible to enhance their robustness, reduce their development effort, and facilitate their evolution. To achieve such a modular framework, we undertake research in several directions:

- *New interfaces for on-the-fly LTS manipulation.* The current application programming interface (API) for on-the-fly graph manipulation, named OPEN/CAESAR [42], provides an “opaque” representation of states and actions (transitions labels): states are represented as memory areas of fixed size and actions are character strings. Although appropriate to the pure process algebraic setting, this representation must be generalized to provide additional information supporting an efficient construction of advanced verification features, such as: handling of the types, functions, data values, and parallel structure of the source program under verification, independence of transitions in the LTS, quantitative (timed/probabilistic/stochastic) information, etc.
- *Compositional framework for on-the-fly LTS analysis.* On-the-fly model checkers and equivalence checkers usually perform several operations on graph models (LTSs, Boolean graphs, etc.), such as exploration, parallel composition, partial order reduction, encoding of model checking and equivalence checking in terms of Boolean equation systems, resolution and diagnostic generation for Boolean equation systems, etc. To facilitate the design, implementation, and usage of these functionalities, it is necessary to encapsulate them in software components that could be freely combined and replaced. Such components would act as graph transformers, that would execute (on a sequential machine) in a way similar to coroutines and to the composition of lazy functions in functional programming languages. Besides its obvious benefits in modularity, such a component-based architecture will also make it possible to take advantage of multi-core processors.
- *New generic components for on-the-fly verification.* The quest for new on-the-fly components for LTS analysis must be pursued, with the goal of obtaining a rich catalog of interoperable components serving as building blocks for new analysis features. A long-term goal of this approach is to provide an increasingly large catalog of interoperable components covering all verification and analysis functionalities that appear to be useful in practice. It is worth noticing that some components can be very complex pieces of software (e.g., the encapsulation of an on-the-fly model checker for a rich temporal logic). Ideally, it should be possible to build a novel verification or analysis tool by assembling on-the-fly graph manipulation components taken from the catalog. This would provide a flexible means of building new verification and analysis tools by reusing generic, interoperable model manipulation components.

3.5. Real-Life Applications and Case Studies

We believe that theoretical studies and tool developments must be confronted with significant case studies to assess their applicability and to identify new research directions. Therefore, we seek to apply our languages, models, and tools for specifying and verifying formally real-life applications, often in the context of industrial collaborations.

CTRL-A Exploratory Action

3. Research Program

3.1. Modeling and control techniques for autonomic computing

3.1.1. Continuous control

Continuous control was used to control computer systems only very recently and in few occasions, despite the promising results that were obtained. This is probably due to many reasons, but the most important seems to be the difficulty by both communities to transform a computer system problem into an automatic control problem. The aim of the team is to explore how to formalize typical autonomic commuting cases into typical control problems. Many new methodological tools will probably be useful for that, e.g., we can cite the hybrid system approach, predictive control or event-based control approach. Computer systems are not usual for the control system community and they often present non-conventional control aspects like saturation control. New methodological tools are required for an efficient use of continuous-time control in computer science.

3.1.2. Discrete control

Discrete control techniques are explored at long-term, to integrate more control in the BZR language, and address more general control issues, wider than BZR's limitations. Directions are : expressiveness (taking into account in the LTS models value domains of the variables in the program) ; adaptive control (where the controller itself can dynamically switch between different modes) ; distributed control (for classes of problems where communicating controllers can be designed) ; optimal control (w.r.t. weight functions, on states, transitions, and paths, with multicriteria techniques) ; timed and hybrid control bringing a new dimension for modeling and control, giving solutions where discrete models fail.

3.2. Design and programming for autonomic computing

3.2.1. Reactive programming

Autonomic systems are intrinsically reconfigurable. To describe, specify or design these systems, there is a need to take into account this reconfigurability, within the programming languages used. We propose to consider the reconfigurability of systems from the angle of two properties: the notion of time, as we want to describe the state and behavior of the system before, and after its reconfiguration; the notion of dynamicity of the system, i.e., considering that the system's possible behaviors throughout execution are not completely known, neither at design-time nor at initial execution state. To describe and design such reactive systems, we propose to use the synchronous paradigm. It has been successfully used, in industry, for the design of embedded systems. It allows the description of behaviors based on a specific model of time (discrete time scale, synchronous parallel composition), providing properties which are important w.r.t. the safety of the described system: reactivity, determinism, preservation of safety properties by parallel composition (with other parts of the system or with its environment). Models and languages for control, proposed in this framework, provide designers, experts of the application domain, with a user-friendly access to highly technical formal methods of DCS, by encapsulating them in the compilation of concrete programming languages, generating concrete executable code. They are based on discrete models, but also support programming of sampled continuous controllers.

3.2.2. Component-based approach and domain-specific languages

For integration of the previous control kernels into wider frameworks of reconfigurable systems, they have to be integrated in a design flow, and connected on the one side with higher-level specification languages (with help of DSLs), and on the other side with the generated code level target execution machines. This calls for the adoption of a component-based approach with necessary features, available typically in Fractal, for explicitly identifying the control interfaces and mechanisms.

Structuring and instrumentation for controllability will involve encapsulation of computations into components, specification of their local control (activation, reconfiguration, suspension, termination), and exporting appropriate interfaces (including behavior abstraction). Modeling the configurations space requires determining the controlled aspects (e.g., heterogenous CPUs loads, fault-tolerance and variability, memory, energy/power consumption, communication/bandwidth, QoS level) and their control points, as well as APIs for monitors and actions. Compilation and execution will integrate this in a complete design flow involving : extraction of a reactive model from components; instrumentation of execution platforms to be controllable; combination with other controllers; general "glue" and wrapper code.

Integration of reactive languages and control techniques in component-based systems brings interesting questions of co-existence w.r.t. other approaches like Event-Condition-Action (ECA) rules, or Complex Event Processing (CPE).

3.3. Infrastructure-level support for autonomic computing

The above general kernel of model-based control techniques can be used in a range of different computing infrastructures, representing complementary targets and abstraction levels, exploring the two axes :

- from hardware, to operating system/virtual machine, to middleware, to applications/service level;
- across different criteria for adaptation: resources and energy, quality of service, dependability.

3.3.1. Software and adaptive systems

Autonomic administration loops at operating systems or middleware level are already very widespread. An open problem remains in design techniques for controllers with predictability and safety, e.g. w.r.t. the reachable states. We want to contribute to the topic of discrete control techniques for these systems, and tackle e.g. problems of coordination of multiple autonomic loops in data-centers, as in the ANR project CtrlGreen. Another target application is the control of clusters in map-reduce applications. The objective is to use continuous time control in order to tune finely the number of required clusters for an application running on a map-reduce server. This will use results of the ANR project MyCloud that enables to simulate clients on a real map-reduce server. On a longer term, we are interested in control problems in administration loops of event-based virtual machines, or in the deployment of massively parallel computation of the Cloud.

3.3.2. Hardware and reconfigurable architectures

Reconfigurable architectures based on Field Programmable Gate Arrays (FPGA) are an active research area, where infrastructures are more and more supportive of reconfiguration, but its correct control remains an important issue. Work has begun in the ANR Famous project on identifying domain-specific control criteria and objectives, monitors and management APIs, and on integrating control techniques in the high-level RecoMARTE environment. On a longer term, we want to work on methods and tools for the programming of **multicore architectures**, exploiting the reconfigurability potentials and issues (because of variability, loss of cores), e.g. in our cooperation with ST Microelectronics, using a Fractal-based programming framework in the P2012 project, and in cooperation with Inria Lille (Adam), or with the CEA and TIMA on integrating control loops in the architecture for a fine control of the energy and of the required nodes for running a given application task.

3.3.3. Applications and autonomic systems

In autonomic systems, control systems remain a lively source of inspiration, partly because the notion of control loop implementation is known and practiced naturally. On a wider scale, we started a cooperation with Orange Labs on "intelligent" building automation and control for the Smart Grid, through modeling and control of appliances w.r.t. their power consumption modes, at home, building, and city levels. Other partners on these topics are CEA LETI/DACLE and Schneider Electric.

We could explore more systems and applications e.g., Human-Machine Interfaces, or the orchestration of services. They can help design more general solutions, and result in a more complete methodology.

DANTE Team

3. Research Program

3.1. Graph-based signal processing

Participants: Christophe Crespelle, Éric Fleury, Paulo Gonçalves, Márton Karsai, Benjamin Girault.

Evolving networks can be regarded as "out of equilibrium" systems. Indeed, their dynamics is typically characterized by non standard and intricate statistical properties, such as non-stationarity, long range memory effects, intricate space and time correlations.

Analyzing, modeling, and even defining adapted concepts for dynamic graphs is at the heart of DANTE. This is a largely open question that has to be answered by keeping a balance between specificity (solutions triggered by specific data sets) and generality (universal approaches disconnected from social realities). We will tackle this challenge from a graph-based signal processing perspective involving signal analysts and computer scientists, together with experts of the data domain application. One can distinguish two different issues in this challenge, one related to the graph-based organisation of the data and the other to the time dependency that naturally exists in the dynamic graph object. In both cases, a number of contributions can be found in the literature, albeit in different contexts. In our application domain, high-dimensional data "naturally reside" on the vertices of weighted graphs. The emerging field of signal processing on graphs merges algebraic and spectral graph theoretic concepts with computational harmonic analysis to process such signals on graphs [48].

As for the first point, adapting well-founded signal processing techniques to data represented as graphs is an emerging, yet quickly developing field which has already received key contributions. Some of them are very general and delineate ambitious programs aimed at defining universal, generally unsupervised methods for exploring high-dimensional data sets and processing them. This is the case for instance of the « diffusion wavelets » and « diffusion maps » pushed forward at Yale and Duke [33]. Others are more traditionally connected with standard signal processing concepts, in the spirit of elaborating new methodologies via some bridging between networks and time series, see, e.g., ([43] and references therein). Other viewpoints can be found as well, including multi-resolution Markov models [51], Bayesian networks or distributed processing over sensor networks [42]. Such approaches can be particularly successful for handling static graphs and unveiling aspects of their organisation in terms of dependencies between nodes, grouping, etc. Incorporating possible time dependencies within the whole picture calls however for the addition of an extra dimension to the problem "as it would be the case when switching from one image to a video sequence", a situation for which one can imagine to take advantage of the whole body of knowledge attached to non-stationary signal processing [34].

3.2. Theory and Structure of dynamic Networks

Participants: Christophe Crespelle, Éric Fleury, Anthony Busson, Márton Karsai.

Characterization of the dynamics of complex networks. We need to focus on intrinsic properties of evolving/dynamic complex networks. New notions (as opposed to classical static graph properties) have to be introduced: rate of vertices or links appearances or disappearances, the duration of link presences or absences. Moreover, more specific properties related to the dynamics have to be defined and are somehow related to the way to model a dynamic graph.

Through the systematic analysis and characterization of static network representations of many different systems, researchers of several disciplines have unveiled complex topologies and heterogeneous structures, with connectivity patterns statistically characterized by heavy-tails and large fluctuations, scale-free properties and non trivial correlations such as high clustering and hierarchical ordering [45]. A large amount of work has been devoted to the development of new tools for statistical characterisation and modelling of networks, in order to identify their most relevant properties, and to understand which growth mechanisms could lead to these properties. Most of those contributions have focused on static graphs or on dynamic process (*e.g.* diffusion) occurring on static graphs. This has called forth a major effort in developing the methodology to characterize the topology and temporal behavior of complex networks [45], [36], [52], [41], to describe the observed structural and temporal heterogeneities [30], [36], [31], to detect and measure emerging community structures [35], [49], [50], to see how the functionality of networks determines their evolving structure [40], and to determine what kinds of correlations play a role in their dynamics [37], [39], [44].

The challenge is now to extend this kind of statistical characterization to dynamical graphs. In other words, links in dynamic networks are temporal events, called contacts, which can be either punctual or last for some period of time. Because of the complexity of this analysis, the temporal dimension of the network is often ignored or only roughly considered. Therefore, fully taking into account the dynamics of the links into a network is a crucial and highly challenging issue.

Another powerful approach to model time-varying graphs is via activity driven network models. In this case, the only assumption relates to the distribution of activity rates of interacting entities. The activity rate is realistically broadly distributed and refers to the probability that an entity becomes active and creates a connection with another entity within a unit time step [47]. Even the generic model is already capable to recover some realistic features of the emerging graph, its main advantage is to provide a general framework to study various types of correlations present in real temporal networks. By synthesizing such correlations (*e.g.* memory effects, preferential attachment, triangular closing mechanisms, ...) from the real data, we are able to extend the general mechanism and build a temporal network model, which shows certain realistic feature in a controlled way. This can be used to study the effect of selected correlations on the evolution of the emerging structure [38] and its co-evolution with ongoing processes like spreading phenomena, synchronisation, evolution of consensus, random walk etc. [38], [46]. This approach allows also to develop control and immunisation strategies by fully considering the temporal nature of the backgrounding network.

3.3. Distributed Algorithms for dynamic networks: regulation, adaptation and interaction

Participants: Thomas Begin, Anthony Busson, Paulo Gonçalves, Isabelle Guérin Lassous.

Dedicated algorithms for dynamic networks. First, the dynamic network object itself trigger original algorithmic questions. It mainly concerns distributed algorithms that should be designed and deployed to efficiently measure the object itself and get an accurate view of its dynamic behavior. Such distributed measure should be "transparent", that is, it should introduce no bias or at least a bias that is controllable and corrigible. Such problem is encountered in all distributed metrology measures / distributed probes: P2P, sensor network, wireless network, QoS routing... This question raises naturally the intrinsic notion of adaptation and control of the dynamic network itself since it appears that autonomous networks and traffic aware routing are becoming crucial.

Communication networks are dynamic networks that potentially undergo high dynamicity. The dynamicity exhibited by these networks results from several factors including, for instance, changes in the topology and varying workload conditions. Although most implemented protocols and existing solutions in the literature can cope with a dynamic behavior, the evolution of their behavior operates identically whatever the actual properties of the dynamicity. For instance, parameters of the routing protocols (*e.g.* hello packets transmission frequency) or routing methods (*e.g.* reactive / proactive) are commonly hold constant regardless of the nodes mobility. Similarly, the algorithms ruling CSMA/CA (*e.g.* size of the contention window) are tuned identically and they do not change according to the actual workload and observed topology.

Dynamicity in computer networks tends to affect a large number of performance parameters (if not all) coming from various layers (viz. physical, link, routing and transport). To find out which ones matter the most for our intended purpose, we expect to rely on the tools developed by the two former axes. These quantities should capture and characterize the actual network dynamicity. Our goal is to take advantage of this latter information in order to refine existing protocols, or even to propose new solutions. More precisely, we will attempt to associate “fundamental” changes occurring in the underlying graph of a network (reported through graph-based signal tools) to quantitative performance that are matter of interests for networking applications and the end-users. We expect to rely on available testbeds such as Senslab and FIT to experiment our solutions and ultimately validate our approach.

DICE Team

3. Research Program

3.1. Introduction

Our aim is to address both

- challenges in the field of information technology, as well as
- trans-disciplinary issues emerging from the global impact of the digital revolution.

We believe that addressing both directions at the same time is an efficient way to be relevant in each of them.

We focus on intermediation platforms, which are becoming dominant systems in the Web industries. Intermediation platforms are systems which offer services to their users, which are well tuned for their expectation, thanks to the knowledge the platform has accumulated on usage. Search engines, social networks are examples of intermediation platforms. They ensure a gatekeeping function, always in direct contact to their users, providing them with the most relevant information or contact. Their economic model relies on a biface economy, with two types of users, one subsidizing the other. Their impact goes beyond the Web, and they disrupt step by step all sectors of the economy, transportation, Press, education, to name a few.

So far as IT is concerned, we focus on the technologies used for intermediation, which are at the basis of the largest online systems. For the transdisciplinary questions, we focus mostly on the new equilibrium that is resulting from the evolution of power balances due mostly to intermediation platforms.

3.2. Intermediation technologies

DICE focuses on intermediation platforms because of the central role they play in the new economy.

Intermediation platforms connect users to one another, or users to services with a very high accuracy. They rely on innovations both technological and social, which were unthinkable only ten years ago, when Facebook started. They allow communication and interaction between billions of users, gathered in the same digital space, both producers and consumers of data and services. State-of-the-art intermediation platforms include Facebook, Google, Twitter, GitHub, as well as Wikipedia, StackOverflow or Quora. These systems share a common design and their market penetration follows the same pattern. They are built around an initial minimal viable product based on a somehow naive low-tech implementation, which evolves after a few years of improvement to Web giants. Their domination now contributes to standardize the web industry, that means in particular:

- Gatekeeping, a direct relation with users together with services satisfying users' needs;
- Continuous data flows mapped to users' profiles;
- Search engines associating, in a relevant manner, producers, consumers and services.

These common characteristics lead to new software architectural standards, which are shared by all these systems, and used in the peripheral services developed in the ecosystem around their API:

- Authentication systems: openId, OAuth, ...
- Object graphs: opengraph, follower/followee scheme, ...
- DataFlow engines: Twitter storm, Google millwheel, ...
- Databases: noSql, keyValues stores, ...
- Web Browsers: javascript, dart, MEAN (Mongo, Express, Angular, Node),...

These architectural components impact the whole digital world. DICE targets systems that use standard architecture services but preserve some aspects we consider as disruptive ones: *data concentration*, *data symmetry* and *computational subsidiarity*. Our current research activity includes the following directions:

- Peer-to-peer design for preserving users' primary data;
- Third parties based organic systems providing subsidiary data computation hosted at peer sites;
- In-Browser applications that impact mobile device and demonstrate instantaneous usability;
- Flow-based computing enabling a stream based exchange of information between peers at runtime.

3.3. Economy of the digital world

The digital revolution is impacting all sectors of our societies and organizations, education, energy, transportation, health, to name a few. This revolution results in the phenomena of Schumpeter's *creative destruction*, with the disappearance of traditional sectors and the creation of new ones. Our societies, which did not anticipate the depth of the changes, have to struggle to adapt to the pace of the development of the industry. Legal reforms in various important sectors including taxation are at stake. Some countries, more reactive than others, are clearly pulling the changes, exploiting the benefits for businesses and the capacity to generate information and value, while others are trying to catch up with the global trends.

Data form the bricks of the information society, and their flows between users and services constitute the blood of the industry. We focus in DICE on the strategic role of data in this revolution, and in particular on the systems that harvest the data and concentrate it.

We are also interested in the global political impact of this revolution, which deeply changes the relations between governments and citizens. If the privacy is the focus of considerable attention, together with the state surveillance, in Europe in particular, it is only one aspect of the new knowledge made available. Social media produce considerable knowledge not only on individuals, but on populations as well, their economic fate, their political orientation, etc. On the other hand, open data from governments allow citizens to monitor the action of their governments, as well as to contribute to it. The digital revolution, with the capacity to access information in ways unthinkable in the recent past, modifies completely the balance of powers between citizens, states and corporations.

We investigate the digital world, and more precisely the power relations, from an interdisciplinary perspective. We simultaneously quantify power relations by studying data flows and the rise of intermediation platforms and produce an economical, political and ethical analysis of this new state of affairs. Namely, we show that areas such as the US or China dominate the digital world when others, such as Europe, do not succeed in proposing widely used intermediation platforms. This situation generates several conflicts between countries and companies and prevents weak countries from promoting their values and policies.

A new trend is emerging in the humanities, around in particular the digital studies, which promote the cooperation between computer scientists and specialists of social sciences. Among them, the Berkman center for Internet and Society in Harvard, the Medialab at MIT, or the Web Science Institute in the UK have gained strong visibility. They address positive as well as negative externalities of IT for societies, that is the new potentials offered as well as their risks. The Center for Information Technology Research in the Interest of Society in Berkeley also addresses fundamental political impacts on democracy, which can be enhanced by open data as well as another philosophy of political power as currently implemented in the State of California for instance. The Open Data Institute in the UK is also a leading center for political issues in Europe. France should catch up on these research trends, at the intersection of different scientific fields.

DRACULA Project-Team

3. Research Program

3.1. Cell dynamics

We model dynamics of cell populations with two approaches, dissipative particle dynamics (DPD) and partial differential equations (PDE) of continuum mechanics. DPD is a relatively new method developed from molecular dynamics approach largely used in statistical physics. Particles in DPD do not necessarily correspond to atoms or molecules as in molecular dynamics. These can be mesoscopic particles. Thus, we describe in this approach a system of particles. In the simplest case where each particle is a sphere, they are characterized by their positions and velocities. The motion of particles is determined by Newton's second law (see Figure 1).

In our case, particles correspond to biological cells. The specific feature of this case in comparison with the conventional DPD is that cells can divide (proliferation), change their type (differentiation) and die by apoptosis or necrosis. Moreover, they interact with each other and with the extra-cellular matrix not only mechanically but also chemically. They can exchange signals, they can be influenced by various substances (growth factors, hormones, nutrients) coming from the extra-cellular matrix and, eventually, from other organs.

Distribution of the concentrations of bio-chemical substances in the extra-cellular matrix will be described by the diffusion equation with or without convective terms and with source and/or sink terms describing their production or consumption by cells. Thus we arrive to a coupled DPD-PDE model.

Cell behaviour (proliferation, differentiation, apoptosis) is determined by intra-cellular regulatory networks, which can be influenced by external signals. Intra-cellular regulatory networks (proteins controlling the cell cycle) can be described by systems of ordinary differential equations (ODE). Hence we obtain DPD-PDE-ODE models describing different levels of cell dynamics (see Figure 1). It is important to emphasize that the ODE systems are associated to each cell and they can depend on the cell environment (extra-cellular matrix and surrounding cells).

3.2. From particle dynamics to continuum mechanics

DPD is well adapted to describe biological cells. However, it is a very time consuming method which becomes difficult to use if the number of particles exceeds the order of 10^5 - 10^6 (unless distributed computing is used). On the other hand, PDEs of continuum mechanics are essentially more efficient for numerical simulations. Moreover, they can be studied by analytical methods which have a crucial importance for the understanding of relatively simple test cases. Thus we need to address the question about the relation between DPD and PDE. The difficulty follows already from the fact that molecular dynamics with the Lennard-Jones potential can describe very different media, including fluids (compressible, incompressible, non-Newtonian, and so on) and solids (elastic, elasto-plastic, and so on). Introduction of dissipative terms in the DPD models can help to justify the transition to a continuous medium because each medium has a specific to it law of dissipation. Our first results [39] show the correspondence between a DPD model and Darcy's law describing fluid motion in a porous medium. However, we cannot expect a rigorous justification in the general case and we will have to carry out numerical comparison of the two approaches.

An interesting approach is related to hybrid models where PDEs of continuum mechanics are considered in the most part of the domain, where we do not need a microscopical description, while DPD in some particular regions are required to consider individual cells.

3.3. PDE models

If we consider cell populations as a continuous medium, then cell concentrations can be described by reaction-diffusion systems of equations with convective terms. The diffusion terms correspond to a random cell motion and the reaction terms to cell proliferation, differentiation and death. These are more traditional models [40] with properties that depend on the particular problem under consideration and with many open questions, both from the point of view of their mathematical properties and for applications. In particular we are interested in the spreading of cell populations which describes the development of leukemia in the bone marrow and many other biological phenomena (solid tumors, morphogenesis, atherosclerosis, and so on). From the mathematical point of view, these are reaction-diffusion waves, intensively studied in relation with various biological problems. We will continue our studies of wave speed, stability, nonlinear dynamics and pattern formation. From the mathematical point of view, these are elliptic and parabolic problems in bounded or unbounded domains, and integro-differential equations. We will investigate the properties of the corresponding linear and nonlinear operators (Fredholm property, solvability conditions, spectrum, and so on). Theoretical investigations of reaction-diffusion-convection models will be accompanied by numerical simulations and will be applied to study hematopoiesis.

Hyperbolic problems are also of importance when describing cell population dynamics ([45], [47]), and they proved effective in hematopoiesis modelling ([34], [35], [37]). They are structured transport partial differential equations, in which the structure is a characteristic of the considered population, for instance age, size, maturity, protein concentration, etc. The transport, or movement in the structure space, simulates the progression of the structure variable, growth, maturation, protein synthesis, etc. Several questions are still open in the study of transport PDE, yet we will continue our analysis of these equations by focusing in particular on the asymptotic behaviour of the system (stability, bifurcation, oscillations) and numerical simulations of nonlocal transport PDE.

The use of age structure often leads to a reduction (by integration over the age variable) to nonlocal problems [47]. The nonlocality can be either in the structure variable or in the time variable [34]. In particular, when coefficients of an age-structured PDE are not supposed to depend on the age variable, this reduction leads to delay differential equations.

3.4. Delay differential Equations

Delay differential equations (DDEs) are particularly useful for situations where the processes are controlled through feedback loops acting after a certain time. For example, in the evolution of cell populations the transmission of control signals can be related to some processes as division, differentiation, maturation, apoptosis, etc. Because these processes can take a certain time, the system depends on an essential way of its past state, and can be modelled by DDEs.

We explain hereafter how delays can appear in hematopoietic models. Based on biological aspects, we can divide hematopoietic cell populations into many compartments. We basically consider two different cell populations, one composed with immature cells, and the other one made of mature cells. Immature cells are separated in many stages (primitive stem cells, progenitors and precursors, for example) and each stage is composed with two sub-populations, resting (G0) and proliferating cells. On the opposite, mature cells are known to proliferate without going into the resting compartment. Usually, to describe the dynamic of these multi-compartment cell populations, transport equations (hyperbolic PDEs) are used. Structure variables are age and discrete maturity. In each proliferating compartment, cell count is controlled by apoptosis (programmed cell death), and in the other compartments, cells can be eliminated only by necrosis (accidental cell death). Transitions between the compartments are modelled through boundary conditions. In order to reduce the complexity of the system and due to some lack of information, no dependence of the coefficients on cell age is assumed. Hence, the system can be integrated over the age variable and thus, by using the method of characteristics and the boundary conditions, the model reduces to a system of DDEs, with several delays.

Leaving all continuous structures, DDEs appear well adapted to us to describe the dynamics of cell populations. They offer good tools to study the behaviour of the systems. The main investigation of DDEs are the effect of perturbations of the parameters, as cell cycle duration, apoptosis, differentiation, self-renewal, and re-introduction from quiescent to proliferating phase, on the behaviour of the system, in relation for instance with some hematological disorders [41].

E-MOTION Project-Team (section vide)

EXMO Project-Team

3. Research Program

3.1. Knowledge representation semantics

We usually work with semantically defined knowledge representation languages (like description logics, conceptual graphs and object-based languages) [16]. Their semantics is usually defined within model theory initially developed for logics. The languages dedicated to the semantic web (RDF and OWL) follow that approach. RDF is a knowledge representation language dedicated to the description of resources; OWL is designed for expressing ontologies: it describes concepts and relations that can be used within RDF.

We consider a language L as a set of syntactically defined expressions (often inductively defined by applying constructors over other expressions). A representation ($o \subseteq L$) is a set of such expressions. It is also called an ontology. An interpretation function (I) is inductively defined over the structure of the language to a structure called interpretation domain (D). This expresses the construction of the “meaning” of an expression in function of its components. A formula is satisfied by an interpretation if it fulfills a condition (in general being interpreted over a particular subset of the domain). A model of a set of expressions is an interpretation satisfying all these expressions. An expression (δ) is then a consequence of a set of expressions (o) if it is satisfied by all of their models (noted $o \models \delta$).

A computer must determine if a particular expression (taken as a query, for instance) is the consequence of a set of axioms (a knowledge base). For that purpose, it uses programs, called provers, that can be based on the processing of a set of inference rules, on the construction of models or on procedural programming. These programs are able to deduce theorems (noted $o \vdash \delta$). They are said to be sound if they only find theorems which are indeed consequences and to be complete if they find all the consequences as theorems. However, depending on the language and its semantics, the decidability, i.e., the ability to create sound and complete provers, is not warranted. Even for decidable languages, the algorithmic complexity of provers may prohibit their exploitation.

To solve this problem a trade-off between the expressivity of the language and the complexity of its provers has to be found. These considerations have led to the definition of languages with limited complexity – like conceptual graphs and object-based representations – or of modular families of languages with associated modular prover algorithms – like description logics.

EXMO mainly considers languages with well-defined semantics (such as RDF and OWL that we contributed to define), and defines the semantics of some languages such as the SPARQL query language and alignment languages, in order to establish the properties of computer manipulations of the representations.

3.2. Ontology matching and alignments

When different representations are used, it is necessary to identify their correspondences. This task is called ontology matching and its result is an alignment [3]. It can be described as follows: given two ontologies, each describing a set of discrete entities (which can be classes, properties, rules, predicates, etc.), find the relationships, e.g., equivalence or subsumption, if any, holding between these entities.

An alignment between two ontologies o and o' is a set of correspondences $\langle e, e', r \rangle$ such that:

- e and e' are the entities between which a relation is asserted by the correspondence, e.g., formulas, terms, classes, individuals;
- r is the relation asserted to hold between e and e' . This relation can be any relation applying to these entities, e.g., equivalence, subsumption.

In addition, a correspondence may support various types of metadata, in particular measures of the confidence in a correspondence.

Given the semantics of the two ontologies provided by their consequence relation, we define an interpretation of two aligned ontologies as a pair of interpretations $\langle m, m' \rangle$, one for each ontology. Such a pair of interpretations is a model of the aligned ontologies o and o' if and only if each respective interpretation is a model of the ontology and they satisfy all correspondences of the alignment.

This definition is extended to networks of ontologies: a collection of ontologies and associated alignments. A model of such an ontology network is a tuple of local models such that each alignment is valid for the models involved in the tuple. In such a system, alignments play the role of model filters which select the local models that are compatible with all alignments. So, given an ontology network, it is possible to interpret it.

However, given a set of ontologies, it is necessary to find the alignments between them and the semantics does not tell which ones they are. Ontology matching aims at finding these alignments. A variety of methods is used for this task. They perform pairwise comparisons of entities from each of the ontologies and select the most similar pairs. Most matching algorithms provide correspondences between named entities, more rarely between compound terms. The relationships are generally equivalence between these entities. Some systems are able to provide subsumption relations as well as other relations in the support language (like incompatibility or instantiation). Confidence measures are usually given a value between 0 and 1 and are used for expressing preferences between two correspondences.

3.3. Data interlinking

Links are important for the publication of RDF data on the web. We call data interlinking the process of generating links identifying same resource described in two data sets. Data interlinking parallels ontology matching: from two datasets (d and d') it generates a set of links (also called a linkset, L).

We have extended the notion of database keys in a way which is more adapted to the context of description logics and the openness of the semantic web [11]⁰. Like alignments, link keys [3] are assertions across ontologies and are not part of a single ontology. We have introduced the notion of a link key which is a combination of such keys with alignments. More precisely, a link key is an expression $\langle K^{eq}, K^{in}, C \rangle$ such that:

- K^{eq} is a set of pairs of property expressions;
- K^{in} is a set of pairs of property expressions;
- C is a correspondence between classes.

Such a link key holds if and only if for any pair of resources belonging to the classes in correspondence such that the values of their property in K^{eq} are pairwise equal and the values of those in K^{in} pairwise intersect, the resources are the same.

As can be seen, link key validity is only relying on pairs of objects in two different data sets. We further qualify link keys as weak, plain and strong depending on them satisfying further constraints: a weak link key is only valid on pairs of individuals of different data sets, a plain link key has to apply in addition to pairs of individuals of the same data set as soon as one of them is identified with another individual of the other data set, a strong link key is a link key which is also a key for each data set, it can be thought of as a link key which is made of two keys.

Link keys can then be used for finding equal individuals across the two data sets and generating the corresponding owl:sameAs links.

⁰Time did not permit to input properly all publications in HAL v3. We understand well that these are thus not Inria publications. However, we put them as footnotes in case they may interest the reader. They are all directly available from our team web site.

GCG Team

3. Research Program

3.1. Foundations

It has been ten years now since Intel bumped on the energy wall. Parallelism is now ubiquitous, not only restricted to expensive servers dedicated to some regular scientific computation. Also, the panel of possible mainstream architectures became extremely diverse. The use of byte-codes (e.g. nVIDIA PTX) along with Just-In-Time (JIT) compilation allowed fast evolution of designs. Quite recently, silicon companies understood that this heterogeneity should be integrated into the same chip (e.g. ARM big.LITTLE, nVIDIA Tegra K1); also re-configurable architectures (from FPGA to CGRA) are becoming present in such design as specialization is clearly useful to increase performance with less increase in energy consumption. Even cache-size, crossbar will be dynamically re-configurable; distributed DVFS being now mainstream... Postponing the decision of where and how (depending on the context) to execute part of an application, involves the use of late/adaptive compilation so as to avoid code size blowing. This observation is amplified by the fact that application behavior gets more and more dominated by data-characteristics. This is precisely what motivated more than fifteen years ago the development of dynamic compiler optimization technology. Many transformations, decisions, code-generation phases done by a compiler are now critically required to be postponed at run-time when the information is becoming available. But, this is not to mention the need of auto-tuning and adaptive compilation that imposes itself to address the increasing complexity (and hard to model) of each individual core.

The research direction of GCG is motivated by the perspective of optimizing (sometimes complex and irregular) micro-kernels for a single core (SIMD/VLIW). It starts from the observation that despite the clear motivation for JIT/dynamic compilation, despite its clear maturity, we lost the battle of performance portability: such technologies are not as optimizing as we pretended it would be. The reason for this defeat is that there is no perfect place to analyze, optimize, transform. On one hand “JIT-ing” source-level code would usually be too slow, while on the other hand byte-code close to machine-level lost high-level semantics. Apart from spending its time to retrieve somehow obvious information, the JIT-compiler has to deal with limited resources, with realistic time constraints. Thus the need for being hybrid, in other words combine static and dynamic compilation/analysis techniques using rich intermediate languages.

Hybrid compilation consists in combining in any possible ways static analysis with profiling and run-time tests, but also ahead-of-time with run-time code optimization. This leads GCG to put efforts on researches on hybrid compilation frameworks but also on compiler architecture design. This last is to address the difficult problem of information telescoping (maintain of information of different type) and the problem of code size.

Current projects include:

- characterization of applications (I/O complexity) and profiling feedback using trace analyses;
- combined scheduling and memory allocation for irregular applications;
- extension of the polyhedral model using hybrid analysis and compilation;
- design, promotion and development of an hybrid and extensible byte-code, Tirez;
- design of a run-time handling communications, scheduling and placement for distributed memory parallel architectures.

IBIS Project-Team

3. Research Program

3.1. Analysis of qualitative dynamics of gene regulatory networks

Participants: Hidde de Jong [Correspondent], Michel Page.

The dynamics of gene regulatory networks can be modeled by means of ordinary differential equations (ODEs), describing the rate of synthesis and degradation of the gene products as well as regulatory interactions between gene products and metabolites. In practice, such models are not easy to construct though, as the parameters are often only constrained to within a range spanning several orders of magnitude for most systems of biological interest. Moreover, the models usually consist of a large number of variables, are strongly nonlinear, and include different time-scales, which makes them difficult to handle both mathematically and computationally. This has motivated the interest in qualitative models which, from incomplete knowledge of the system, are able to provide a coarse-grained picture of its dynamics.

A variety of qualitative modeling formalisms have been introduced over the past decades. Boolean or logical models, which describe gene regulatory and signalling networks as discrete-time finite-state transition systems, are probably most widely used. The dynamics of these systems are governed by logical functions representing the regulatory interactions between the genes and other components of the system. IBIS has focused on a related, hybrid formalism that embeds the logical functions describing regulatory interactions into an ODE formalism, giving rise to so-called piecewise-linear differential equations (PLDEs, Figure 2). The use of logical functions allows the qualitative dynamics of the PLDE models to be analyzed, even in high-dimensional systems. In particular, the qualitative dynamics can be represented by means of a so-called state transition graph, where the states correspond to (hyper)rectangular regions in the state space and transitions between states arise from solutions entering one region from another.

First proposed by Leon Glass and Stuart Kauffman in the early seventies, the mathematical analysis of PLDE models has been the subject of active research for more than four decades. IBIS has made contributions on the mathematical level, in collaboration with the BIOCORE and BIPOP project-teams, notably for solving problems induced by discontinuities in the dynamics of the system at the boundaries between regions, where the logical functions may abruptly switch from one discrete value to another, corresponding to the (in)activation of a gene. In addition, many efforts have gone into the development of the computer tool GENETIC NETWORK ANALYZER (GNA) and its applications to the analysis of the qualitative dynamics of a variety of regulatory networks in microorganisms. Some of the methodological work underlying GNA, notably the development of analysis tools based on temporal logics and model checking, which was carried out with the Inria project-teams CONVEX (ex-VASY) and POP-ART, has implications beyond PLDE models as they apply to logical and other qualitative models as well.

3.2. Inference of gene regulatory networks from time-series data

Participants: Eugenio Cinquemani [Correspondent], Johannes Geiselmann, Hidde de Jong, Julien Demol, Stéphan Lacour, Michel Page, Corinne Pinel, Delphine Ropers, Alberto Soria-Lopéz, Diana Stefan, Valentin Zulkower.

Measurements of the transcriptome of a bacterial cell by means of DNA microarrays, RNA sequencing, and other technologies have yielded huge amounts of data on the state of the transcriptional program in different growth conditions and genetic backgrounds, across different time-points in an experiment. The information on the time-varying state of the cell thus obtained has fueled the development of methods for inferring regulatory interactions between genes. In essence, these methods try to explain the observed variation in the activity of one gene in terms of the variation in activity of other genes. A large number of inference methods have been proposed in the literature and have been successful in a variety of applications, although a number of difficult problems remain.

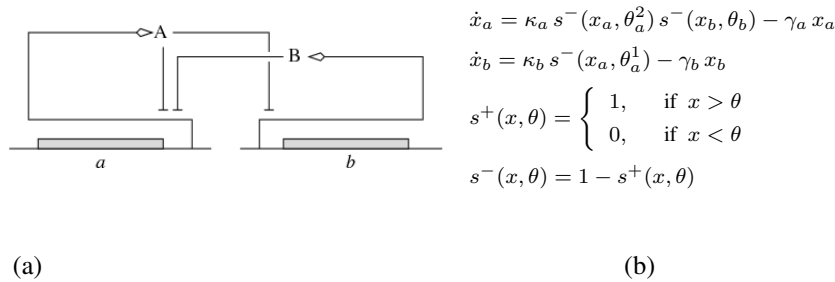


Figure 2. (Left) Example of a gene regulatory network of two genes (*a* and *b*), each coding for a regulatory protein (*A* and *B*). Protein *B* inhibits the expression of gene *a*, while protein *A* inhibits the expression of gene *b* and its own gene. (Right) PLDE model corresponding to the network in (a). Protein *A* is synthesized at a rate κ_a , if and only if the concentration of protein *A* is below its threshold θ_a^2 ($x_a < \theta_a^2$) and the concentration of protein *B* below its threshold θ_b ($x_b < \theta_b$). The degradation of protein *A* occurs at a rate proportional to the concentration of the protein itself ($\gamma_a x_a$).

Current reporter gene technologies, based on Green Fluorescent Proteins (GFPs) and other fluorescent and luminescent reporter proteins, provide an excellent means to measure the activity of a gene *in vivo* and in real time (Figure 3). The underlying principle of the technology is to fuse the promoter region and possibly (part of) the coding region of a gene of interest to a reporter gene. The expression of the reporter gene generates a visible signal (fluorescence or luminescence) that is easy to capture and reflects the expression of a gene of interest. The interest of the reporter systems is further enhanced when they are applied in mutant strains or combined with expression vectors that allow the controlled induction of any particular gene, or the degradation of its product, at a precise moment during the time-course of the experiment. This makes it possible to perturb the network dynamics in a variety of ways, thus obtaining precious information for network inference.

The specific niche of IBIS in the field of network inference has been the development and application of genome engineering techniques for constructing the reporter and perturbation systems described above, as well as the use of reporter gene data for the reconstruction of gene regulation functions. We have developed an experimental pipeline that resolves most technical difficulties in the generation of reproducible time-series measurements on the population level. The pipeline comes with data analysis software that converts the primary data into measurements of time-varying promoter activities (Section 4.2). In addition, for measuring gene expression on the single-cell level by means of microfluidics and time-lapse fluorescence microscopy, we have established collaborations with groups in Grenoble and Paris. The data thus obtained can be exploited for the structural and parametric identification of gene regulatory networks, for which methods with a solid mathematical foundation are developed, in collaboration with colleagues at ETH Zürich (Switzerland) and the University of Pavia (Italy). The vertical integration of the network inference process, from the construction of the biological material to the data analysis and inference methods, has the advantage that it allows the experimental design to be precisely tuned to the identification requirements.

3.3. Analysis of integrated metabolic and gene regulatory networks

Participants: Eugenio Cinquemani, Hidde de Jong, Johannes Geiselmann, Stéphan Lacour, Yves Markowicz, Manon Morin, Michel Page, Corinne Pinel, Stéphane Pinhal, Delphine Ropers [Correspondent], Diana Stefan, Valentin Zulkower.

The response of bacteria to changes in their environment involves responses on several different levels, from the redistribution of metabolic fluxes and the adjustment of metabolic pools to changes in gene expression. In order to fully understand the mechanisms driving the adaptive response of bacteria, as mentioned above, we need to analyze the interactions between metabolism and gene expression. While often studied in isolation, gene regulatory networks and metabolic networks are closely intertwined. Genes code for enzymes which

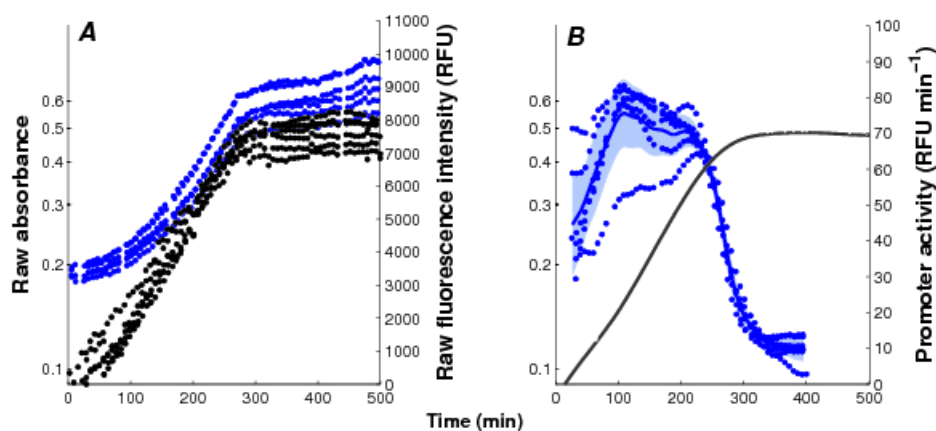


Figure 3. Monitoring of bacterial gene expression in vivo using fluorescent reporter genes (Stefan et al., *PLoS Computational Biology*, 11(1):e1004028, 2015). The plots show the primary data obtained in a kinetic experiment with *E. coli* cells, focusing on the expression of the motility gene *tar* in a mutant background. A: Absorbance (●, black) and fluorescence (●, blue) data, corrected for background intensities, obtained with the Δ *cpxR* strain transformed with the *ptar-gfp* reporter plasmid and grown in M9 with glucose. B: Activity of the *tar* promoter, computed from the primary data. The solid black line corresponds to the mean of 6 replicate absorbance measurements and the shaded blue region to the mean of the promoter activities \pm twice the standard error of the mean.

control metabolic fluxes, while the accumulation or depletion of metabolites may affect the activity of transcription factors and thus the expression of enzyme-encoding genes.

The fundamental principles underlying the interactions between gene expressions and metabolism are far from being understood today. From a biological point of view, the problem is quite challenging, as metabolism and gene expression are dynamic processes evolving on different time-scales and governed by different types of kinetics. Moreover, gene expression and metabolism are measured by different experimental methods generating heterogeneous, and often noisy and incomplete data sets. From a modeling point of view, difficult methodological problems concerned with the reduction and calibration of complex nonlinear models need to be addressed.

Most of the work carried out within the IBIS project-team specifically addressed the analysis of integrated metabolic and gene regulatory networks in the context of *E. coli* carbon metabolism (Figure 4). While an enormous amount of data has accumulated on this model system, the complexity of the regulatory mechanisms and the difficulty to precisely control experimental conditions during growth transitions leave many essential questions open, such as the physiological role and the relative importance of mechanisms on different levels of regulation (transcription factors, metabolic effectors, global physiological parameters, ...). We are interested in the elaboration of novel biological concepts and accompanying mathematical methods to grasp the nature of the interactions between metabolism and gene expression, and thus better understand the overall functioning of the system. Moreover, we have worked on the development of methods for solving what is probably the hardest problem when quantifying the interactions between metabolism and gene expression: the estimation of parameters from heterogeneous and noisy high-throughput data. These problems are tackled in collaboration with experimental groups at Inra/INSA Toulouse and CEA Grenoble, which have complementary experimental competences (proteomics, metabolomics) and biological expertise.

3.4. Natural and engineered control of regulatory networks

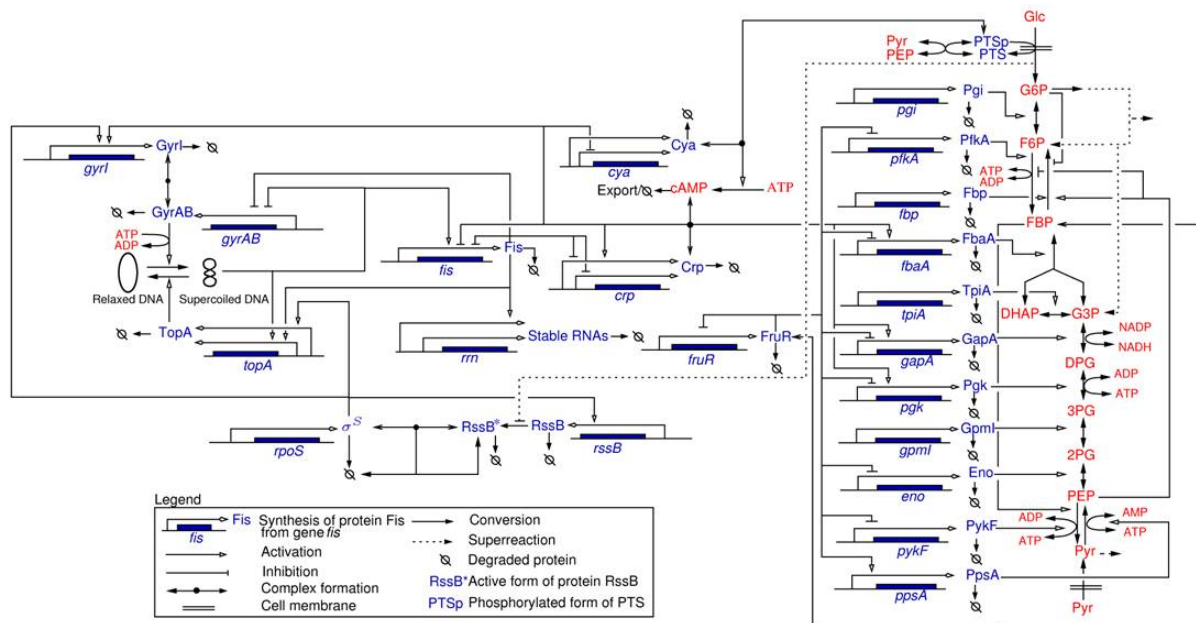


Figure 4. Network of key genes, proteins, and regulatory interactions involved in the carbon assimilation network in *E. coli* (Baldazzi et al., *PLoS Computational Biology*, 6(6):e1000812, 2010). The metabolic part includes the glycolysis/gluconeogenesis pathways as well as a simplified description of the PTS system, via the phosphorylated and non-phosphorylated form of its enzymes (represented by PTSp and PTS, respectively). The pentose-phosphate pathway (PPP) is not explicitly described but we take into account that a small pool of G6P escapes the upper part of glycolysis. At the level of the global regulators the network includes the control of the DNA supercoiling level, the accumulation of the sigma factor RpoS and the Crp-cAMP complex, and the regulatory role exerted by the fructose repressor FruR.

Participants: Cindy Gomez Balderas-Barillot, Eugenio Cinquemani, Johannes Geiselman [Correspondent], Edith Grac, Nils Giordano, Hidde de Jong, Stéphan Lacour, Delphine Ropers, Alberto Soria-Lopéz.

In the previously-described objectives, we have focused on identifying complex regulatory networks and gaining a better understanding of how the network dynamics underlies the observable behavior of the cell. Based on the insights thus obtained, a complementary perspective consists in changing the functioning of a bacterial cell towards a user-defined objective, by rewiring and selectively perturbing its regulatory networks. The question how regulatory networks in microorganisms can be externally controlled using engineering approaches has a long history in biotechnology and is receiving much attention in the emerging field of synthetic biology.

Within a number of on-going projects, IBIS is focusing on two different questions. The first concerns the development of growth-rate controllers of bacterial cells. Since the growth rate is the most important physiological parameter in microorganisms, a better understanding of the molecular basis of growth-rate control and the engineering of open-loop and closed-loop growth-rate controllers is of major interest for both fundamental research and biotechnological applications. Second, we are working on the development of methods with a solid foundation in control theory for the real-time control of gene expression. These methods are obviously capital for the above-mentioned design of growth-rate controllers, but they have also been applied in the context of a platform for real-time control of gene expression in cell population and single cells, developed by the Inria project-team CONTRAINTES, in collaboration with a biophysics group at Université Paris Descartes.

IMAGINE Project-Team

3. Research Program

3.1. Methodology

As already stressed, thinking of future digital modeling technologies as an Expressive Virtual Pen enabling to seamlessly design, refine and convey animated 3D content, leads to revisit models for shapes, motions and stories from a user-centered perspective. More specifically, inspiring from the user-centered interfaces developed in the Human Computer Interaction domain, we introduced the new concept of user-centered graphical models. Ideally, such models should be designed to behave, under any user action, the way a human user would have predicted. In our case, user's actions may include creation gestures such as sketching to draft a shape or direct a motion, deformation gestures such as stretching a shape in space or a motion in time, or copy-paste gestures to transfer some of the features from existing models to other ones. User-centered graphical models need to incorporate knowledge in order to seamlessly generate the appropriate content from such actions. We are using the following methodology to advance towards these goals:

- Develop high-level models for shapes, motion and stories that embed the necessary knowledge to respond as expected to user actions. These models should provide the appropriate handles for conveying the user's intent while embedding procedural methods that seamlessly take care of the appropriate details and constraints.
- Combine these models with expressive design and control tools such as gesture-based control through sketching, sculpting, or acting, towards interactive environments where users can create a new virtual scene, play with it, edit or refine it, and semi-automatically convey it through a video.

3.2. Validation

Validation is a major challenge when developing digital creation tools: there is no ideal result to compare with, in contrast with more standard problems such as reconstructing existing shapes or motions. Therefore, we had to think ahead about our validation strategy: new models for geometry or animation can be validated, as usually done in Computer Graphics, by showing that they solve a problem never tackled before or that they provide a more general or more efficient solution than previous methods. The interaction methods we are developing for content creation and editing rely as much as possible on existing interaction design principles already validated withing the HCI community. We also occasionally develop new interaction tools, most often in collaboration with this community, and validate them through user studies. Lastly, we work with expert users from various application domains through our collaborations with professional artists, scientists from other domains, and industrial partners: these expert users validate the use of our new tools compared to their usual pipeline.

KALIFFE Project-Team

3. Research Program

3.1. Numerical schemes for nonlinear kinetic models in an arbitrary geometry

In this part, we want to focus in the numerical approximation of solutions to kinetic equations (microscopic description) set in a complex geometry with different types of boundary conditions. Many numerical schemes have been proposed to approximate the solutions of nonlinear kinetic equations, but few of them are concerned by the treatment of complex geometry and boundary conditions which have a special interest for applications. In this context, classical structured or unstructured meshes already applied in computational fluid dynamics are not appropriate due to the high dimensional property of kinetic problems. In contrast, the Cartesian mesh makes the numerical method efficient and easy to implement. Indeed, in the framework of the Inria-Calvi project, E. Sonnendrücker and his collaborators have developed several families of methods for solving transport equations in a phase space grid with specific applications to plasma physics. These methods are based on the well known semi-Lagrangian methods. The principle is to solve the equation on a phase space grid, for which the grid points are advected with the flow of the transport equation for a time step and interpolated back periodically on the initial grid. The characteristics can be solved either forward or backward in time leading to the forward semi-Lagrangian or backward semi-Lagrangian schemes. These schemes are particularly well suited for uniform Cartesian grid since they are efficient in term of accuracy (high order scheme), stability (not restricted by a CFL condition) and computational cost (fast to locate the transported grid point).

Our aim is now to use all these techniques in the context of complex geometry and for the treatment of boundary conditions. The difficulty is that obviously grid points are usually not located on the physical boundary when using a Cartesian mesh, thus a suitable numerical method to capture the boundary condition on the complex geometry is required. In order to apply numerical methods previously studied, we want to treat separately the transport equation and the boundary conditions in the complex geometry.

Several numerical methods based on Cartesian mesh have been developed in computational fluid dynamics in last decade. Among these methods, the immersed boundary method (IBM), first introduced by Peskin for the study of biological fluid mechanics problems, has attracted considerable attention because of its use of regular Cartesian grid and great simplification of tedious grid generation task. The basic idea of immersed boundary method is that the effect of the immersed boundary on the surrounding fluid is represented through the introduction of forcing terms in the momentum equations. In conservation laws, two major classes immersed boundary like methods can be distinguished on different discretization types. The first class is Cartesian cut-cell method, which is based on a finite volume method. This conceptually simple approach “cuts” solid bodies out of a background Cartesian mesh. Thus we have several polygons (cut-cells) along the boundary. Then the numerical flux at the boundary of these cut-cells are imposed by using the real boundary conditions. This method satisfies well the conservation laws, however to determine the polygons is still a delicate issue.

Here, we will consider another class of method, based on finite difference method. To achieve a high order interior scheme, several ghost points behind the boundary are added. For instance for solving hyperbolic conservations laws, an inverse Lax-Wendroff type procedure is used to impose some artificial values on the ghost points. The interest of this approach is that it preserves all the flexibility of semi-Lagrangian schemes, that is, high order accuracy, resolution in a uniform Cartesian grid and stability. The members of the project involved in this thematic pole are already studying kinetic and related models and will develop this type of numerical schemes focusing on the following goals:

- **Accuracy.** Achieving arbitrary high accuracy for problems with smooth solutions has been a topic of the utmost importance in the recent years and actively studied by a many researchers and groups worldwide. The project team has been investigating such methods for several years and for various PDE models, for steady and unsteady physical problems, using different formulations among which spectral and semi-Lagrangian methods, discontinuous Galerkin methods and finite volume methods.

In all the cases, we consider numerical methods relying on discretization techniques that best fit to the geometrical characteristics of the problems at hand.

- **Robustness.** On the other hand, these methods should also be capable to accurately describe the underlying physical phenomena that may involve highly variable space and time scales. With reference to this characteristic, several strategies are possible: adaptive local refinement/coarsening of the mesh (*i.e.* h -adaptivity) and adaptive local variation of the interpolation order (*i.e.* p -adaptivity). Ideally, these two strategies are combined leading to the so-called hp -adaptive methods and that will actually represent an ultimate objective of our research activities. Note that both strategies are all local in nature.
- **Efficiency.** Despite the ever increasing performances of microprocessors, the numerical simulation of realistic $4D$ or $5D$ kinetic problems is hardly performed on a high-end workstation and parallel computing is a mandatory path. Hence, numerical methods must be adapted to the characteristics of modern parallel computing platforms taking into account their heterogeneity and their hierarchical nature (*e.g.* multiple processors and multiple core systems with complex cache and memory hierarchies, possibly augmented with accelerator cards). Appropriate parallelization strategies need to be designed that combine distributed memory and shared memory paradigms *i.e.* MIMD (multiple instruction, multiple data) and SIMD (single instruction, multiple data) programming models.

3.2. Asymptotic Preserving schemes

We develop robust numerical schemes for kinetic equations that also work in the fluid regime. The goal of this part of the project is to propose a new general and systematic strategy that avoids the inversion of the involved time implicit schemes and that allows to apply the microscopic description without any stability constraint on the numerical parameter h .

Development of numerical schemes for stiff problems.

The idea is to combine micro/macro decomposition with penalization techniques for collision operators, leading to completely explicit schemes which are stable in the desired macroscopic limits. The expected schemes should be consistent with the model at both macroscopic and microscopic levels.

However for plasma applications, the Landau-Fokker-Planck operator has a diffusion structure in the velocity variable which induces special behaviors at both mathematical and numerical levels. We will show that the previous methodology can be adapted to overcome the velocity diffusion stiffness in this case. In other words, the obtained numerical schemes are expected to be free of usual diffusion CFL conditions, and will be stable and consistent within the macroscopic limit under consideration. Finally, to decrease the computational cost of the so constructed schemes, which is due to the non local character of the involved collision operator (Boltzmann, Landau, etc), fast computational method for integral operator are needed. On the basis of multi-grid and/or Fast Multi-pole Methods, we shall develop appropriate acceleration methods to our context.

Another important task in this project is to extend the above strategy to the context of a self-consistent Poisson or Maxwell equations. Accurate methods based on finite volume schemes will be developed for high field limit. A stiffness raised by the presence of high electromagnetic fields will also be treated in the same spirit. Such problems are also investigated in the IPSO project (M. Lemou, F. Méhats and N. Crouseilles). Here our strategy is based on a suitable operator decomposition coupled with appropriate IMEX schemes.

Stability and accuracy issue. In the framework of Asymptotic-Preserving (AP) schemes, there are few mathematical justifications of stability and uniform accuracy of such approach. A stability analysis has to be performed to rigorously prove that the numerical scheme is stable for small values of small physical parameters even if the time step does not resolve it. This analysis seems to be tricky for fully nonlinear kinetic equations like the Boltzmann equation. Therefore, we focus on simpler models as discrete velocity models (DVM) which have the same properties as the full Boltzmann operator but deal with a finite set of velocity. In this project we are particularly interested by the long time behavior of the numerical solution when it approaches its stationary state. We plan to apply the entropy-entropy dissipation technique to design new numerical approximations. It gives a specific discretization based on finite volume approximation, which allows to control the numerical

entropy production and in some situations, it is often enough to give stability of the numerical solution in the long time asymptotic limit. For general cases, these estimations have to be completed by some discrete functional inequalities.

LEAR Project-Team

3. Research Program

3.1. Image features and descriptors and robust correspondence

Reliable image features are a crucial component of any visual recognition system. Despite much progress, research is still needed in this area. Elementary features and descriptors suffice for a few applications, but their lack of robustness and invariance puts a heavy burden on the learning method and the training data, ultimately limiting the performance that can be achieved. More sophisticated descriptors allow better inter-class separation and hence simpler learning methods, potentially enabling generalization from just a few examples and avoiding the need for large, carefully engineered training databases.

The feature and descriptor families that we advocate typically share several basic properties:

- **Locality and redundancy:** For resistance to variable intra-class geometry, occlusions, changes of viewpoint and background, and individual feature extraction failures, descriptors should have relatively small spatial support and there should be many of them in each image. Schemes based on collections of image patches or fragments are more robust and better adapted to object-level queries than global whole-image descriptors. A typical scheme thus selects an appropriate set of image fragments, calculates robust appearance descriptors over each of these, and uses the resulting collection of descriptors as a characterization of the image or object (a “bag-of-features” approach – see below).
- **Photometric and geometric invariance:** Features and descriptors must be sufficiently invariant to changes of illumination and image quantization and to variations of local image geometry induced by changes of viewpoint, viewing distance, image sampling and by local intra-class variability. In practice, for local features geometric invariance is usually approximated by invariance to Euclidean, similarity or affine transforms of the local image.
- **Repeatability and salience:** Fragments are not very useful unless they can be extracted reliably and found again in other images. Rather than using dense sets of fragments, we often focus on local descriptors based at particularly salient points – “keypoints” or “points of interest”. This gives a sparser and thus potentially more efficient representation, and one that can be constructed automatically in a preprocessing step. To be useful, such points must be accurately relocatable in other images, with respect to both position and scale.
- **Informativeness:** Notwithstanding the above forms of robustness, descriptors must also be informative in the sense that they are rich sources of information about image content that can easily be exploited in scene characterization and object recognition tasks. Images contain a lot of variety so high-dimensional descriptions are required. The useful information should also be manifest, not hidden in fine details or obscure high-order correlations. In particular, image formation is essentially a spatial process, so relative position information needs to be made explicit, e.g. using local feature or context style descriptors.

Partly owing to our own investigations, features and descriptors with some or all of these properties have become popular choices for visual correspondence and recognition, particularly when large changes of viewpoint may occur. One notable success to which we contributed is the rise of “bag-of-features” methods for visual object recognition. These characterize images by their (suitably quantized or parametrized) global distributions of local descriptors in descriptor space. The representation evolved from texon based methods in texture analysis. Despite the fact that it does not (explicitly) encode much spatial structure, it turns out to be surprisingly powerful for recognizing more structural object categories.

Our current research on local features is focused on creating detectors and descriptors that are better adapted to describe object classes, on incorporating spatial neighborhood and region constraints to improve informativeness relative to the bag-of-features approach, and on extending the scheme to cover different kinds of locality. Current research also includes the development and evaluation of local descriptors for video, and associated detectors for spatio-temporal content.

3.2. Statistical modeling and machine learning for image analysis

We are interested in learning and statistics mainly as technologies for attacking difficult vision problems, so we take an eclectic approach, using a broad spectrum of techniques ranging from classical statistical generative and discriminative models to modern kernel, margin and boosting based approaches. Hereafter we enumerate a set of approaches that address some problems encountered in this context.

- Parameter-rich models and limited training data are the norm in vision, so overfitting needs to be estimated by cross-validation, information criteria or capacity bounds and controlled by regularization, model and feature selection.
- Visual descriptors tend to be high-dimensional and redundant, so we often preprocess data to reduce it to more manageable terms using dimensionality reduction techniques including PCA and its non-linear variants, latent structure methods such as Probabilistic Latent Semantic Analysis (PLSA) and Latent Dirichlet Allocation (LDA), and manifold methods such as Isomap/LLE.
- To capture the shapes of complex probability distributions over high-dimensional descriptor spaces, we either fit mixture models and similar structured semi-parametric probability models, or reduce them to histograms using vector quantization techniques such as K-means or latent semantic structure models.
- Missing data is common owing to unknown class labels, feature detection failures, occlusions and intra-class variability, so we need to use data completion techniques based on variational methods, belief propagation or MCMC sampling.
- Weakly labeled data is also common – for example one may be told that a training image contains an object of some class, but not where the object is in the image – and variants of unsupervised, semi-supervised and co-training are useful for handling this. In general, it is expensive and tedious to label large numbers of training images so less supervised data mining style methods are an area that needs to be developed.
- On the discriminative side, machine learning techniques such as Support Vector Machines, Relevance Vector Machines, and Boosting, are used to produce flexible classifiers and regression methods based on visual descriptors.
- Visual categories have a rich nested structure, so techniques that handle large numbers of classes and nested classes are especially interesting to us.
- Images and videos contain huge amounts of data, so we need to use algorithms suited to large-scale learning problems.

3.3. Visual recognition and content analysis

Current progress in visual recognition shows that combining advanced image descriptors with modern learning and statistical modeling techniques is producing significant advances. We believe that, taken together and tightly integrated, these techniques have the potential to make visual recognition a mainstream technology that is regularly used in applications ranging from visual navigation through image and video databases to human-computer interfaces and smart rooms.

The recognition strategies that we advocate make full use of the robustness of our invariant image features and the richness of the corresponding descriptors to provide a vocabulary of base features that already goes a long way towards characterizing the category being recognized. Trying to learn everything from scratch using simpler, non-invariant features would require far too much data: good learning cannot easily make up for bad features. The final classifier is thus responsible “only” for extending the base results to larger amounts of intra-class and viewpoint variation and for capturing higher-order correlations that are needed to fine tune the performance.

That said, learning is not restricted to the classifier and feature sets can not be designed in isolation. We advocate an end-to-end engineering approach in which each stage of the processing chain combines learning with well-informed design and exploitation of statistical and structural domain models. Each stage is thoroughly tested to quantify and optimize its performance, thus generating or selecting robust and informative features, descriptors and comparison metrics, squeezing out redundancy and bringing out informativeness.

MAVERICK Project-Team

3. Research Program

3.1. Introduction

The Maverick project-team aims at producing representations and algorithms for efficient, high-quality computer generation of pictures and animations through the study of four **research problems**:

- *Computer Visualization* where we take as input a large localized dataset and represent it in a way that will let an observer understand its key properties. Visualization can be used for data analysis, for the results of a simulation, for medical imaging data...
- *Expressive Rendering*, where we create an artistic representation of a virtual world. Expressive rendering corresponds to the generation of drawings or paintings of a virtual scene, but also to some areas of computational photography, where the picture is simplified in specific areas to focus the attention.
- *Illumination Simulation*, where we model the interaction of light with the objects in the scene, resulting in a photorealistic picture of the scene. Research include improving the quality and photorealism of pictures, including more complex effects such as depth-of-field or motion-blur. We are also working on accelerating the computations, both for real-time photorealistic rendering and offline, high-quality rendering.
- *Complex Scenes*, where we generate, manage, animate and render highly complex scenes, such as natural scenes with forests, rivers and oceans, but also large datasets for visualization. We are especially interested in interactive visualization of complex scenes, with all the associated challenges in terms of processing and memory bandwidth.

The fundamental research interest of Maverick is first, *understanding* what makes a picture useful, powerful and interesting for the user, and second *designing* algorithms to create and improve these pictures.

3.2. Research approaches

We will address these research problems through three interconnected research approaches:

3.2.1. *Picture Impact*

Our first research axis deals with the *impact* pictures have on the viewer, and how we can improve this impact. Our research here will target:

- *evaluating user response*: we need to evaluate how the viewers respond to the pictures and animations generated by our algorithms, through user studies, either asking the viewer about what he perceives in a picture or measuring how his body reacts (eye tracking, position tracking).
- *removing artefacts and discontinuities*: temporal and spatial discontinuities perturb viewer attention, distracting the viewer from the main message. These discontinuities occur during the picture creation process; finding and removing them is a difficult process.

3.2.2. *Data Representation*

The data we receive as input for picture generation is often unsuitable for interactive high-quality rendering: too many details, no spatial organisation... Similarly the pictures we produce or get as input for other algorithms can contain superfluous details.

One of our goals is to develop new data representations, adapted to our requirements for rendering. This includes fast access to the relevant information, but also access to the specific hierarchical level of information needed: we want to organize the data in hierarchical levels, pre-filter it so that sampling at a given level also gives information about the underlying levels. Our research for this axis include filtering, data abstraction, simplification and stylization.

The input data can be of any kind: geometric data, such as the model of an object, scientific data before visualization, pictures and photographs. It can be time-dependent or not; time-dependent data bring an additional level of challenge on the algorithm for fast updates.

3.2.3. Prediction and simulation

Our algorithms for generating pictures require computations: sampling, integration, simulation... These computations can be optimized if we already know the characteristics of the final picture. Our recent research has shown that it is possible to predict the local characteristics of a picture by studying the phenomena involved: the local complexity, the spatial variations, their direction...

Our goal is to develop new techniques for predicting the properties of a picture, and to adapt our image-generation algorithms to these properties, for example by sampling less in areas of low variation.

Our research problems and approaches are all cross-connected. Research on the *impact* of pictures is of interest in three different research problems: *Computer Visualization*, *Expressive rendering* and *Illumination Simulation*. Similarly, our research on *Illumination simulation* will use all three research approaches: impact, representations and prediction.

3.3. Cross-cutting research issues

Beyond the connections between our problems and research approaches, we are interested in several issues, which are present throughout all our research:

sampling is an ubiquitous process occurring in all our application domains, whether photorealistic rendering (*e.g.* photon mapping), expressive rendering (*e.g.* brush strokes), texturing, fluid simulation (Lagrangian methods), etc. When sampling and reconstructing a signal for picture generation, we have to ensure both coherence and homogeneity. By *coherence*, we mean not introducing spatial or temporal discontinuities in the reconstructed signal. By *homogeneity*, we mean that samples should be placed regularly in space and time. For a time-dependent signal, these requirements are conflicting with each other, opening new areas of research.

filtering is another ubiquitous process, occurring in all our application domains, whether in realistic rendering (*e.g.* for integrating height fields, normals, material properties), expressive rendering (*e.g.* for simplifying strokes), textures (through non-linearity and discontinuities). It is especially relevant when we are replacing a signal or data with a lower resolution (for hierarchical representation); this involves filtering the data with a reconstruction kernel, representing the transition between levels.

performance and scalability are also a common requirement for all our applications. We want our algorithms to be usable, which implies that they can be used on large and complex scenes, placing a great importance on scalability. For some applications, we target interactive and real-time applications, with an update frequency between 10 Hz and 120 Hz.

coherence and continuity in space and time is also a common requirement of realistic as well as expressive models which must be ensured despite contradictory requirements. We want to avoid flickering and aliasing.

animation: our input data is likely to be time-varying (*e.g.* animated geometry, physical simulation, time-dependent dataset). A common requirement for all our algorithms and data representation is that they must be compatible with animated data (fast updates for data structures, low latency algorithms...).

3.4. Methodology

Our research is guided by several methodological principles:

Experimentation: to find solutions and phenomenological models, we use experimentation, performing statistical measurements of how a system behaves. We then extract a model from the experimental data.

Validation: for each algorithm we develop, we look for experimental validation: measuring the behavior of the algorithm, how it scales, how it improves over the state-of-the-art... We also compare our algorithms to the exact solution. Validation is harder for some of our research domains, but it remains a key principle for us.

Reducing the complexity of the problem: the equations describing certain behaviors in image synthesis can have a large degree of complexity, precluding computations, especially in real time. This is true for physical simulation of fluids, tree growth, illumination simulation... We are looking for *emerging phenomena* and *phenomenological models* to describe them (see framed box "Emerging phenomena"). Using these, we simplify the theoretical models in a controlled way, to improve user interaction and accelerate the computations.

Transferring ideas from other domains: Computer Graphics is, by nature, at the interface of many research domains: physics for the behavior of light, applied mathematics for numerical simulation, biology, algorithmics... We import tools from all these domains, and keep looking for new tools and ideas.

Develop new fundamental tools: In situations where specific tools are required for a problem, we will proceed from a theoretical framework to develop them. These tools may in return have applications in other domains, and we are ready to disseminate them.

Collaborate with industrial partners: we have a long experiment of collaboration with industrial partners. These collaborations bring us new problems to solve, with short-term or medium-term transfert opportunities. When we cooperate with these partners, we have to find *what they need*, which can be very different from *what they want*, their expressed need.

MESCAL Project-Team

3. Research Program

3.1. Large System Modeling and Analysis

Participants: Nicolas Gast, Bruno Gaujal, Arnaud Legrand, Panayotis Mertikopoulos, Florence Perronnin, Olivier Richard, Jean-Marc Vincent.

Markov chains, Queuing networks, Mean field approximation, Simulation, Performance evaluation, Discrete event dynamic systems.

3.1.1. Simulation of distributed systems

Since the advent of distributed computer systems, an active field of research has been the investigation of *scheduling* strategies for parallel applications. The common approach is to employ scheduling heuristics that approximate an optimal schedule. Unfortunately, it is often impossible to obtain analytical results to compare the efficiency of these heuristics. One possibility is to conduct large numbers of back-to-back experiments on real platforms. While this is possible on tightly-coupled platforms, it is unfeasible on modern distributed platforms (i.e., grids or peer-to-peer environments) as it is labor-intensive and does not enable repeatable results. The solution is to resort to *simulations*.

3.1.1.1. Flow Simulations

To make simulations of large systems efficient and trustful, we have used flow simulations (where streams of packets are abstracted into flows). SimGrid is a simulation platform that specifically targets the simulation of large distributed systems (grids, clusters, peer-to-peer systems, volunteer computing systems, clouds) from the perspective of applications. It enables to obtain repeatable results and to explore wide ranges of platform and application scenarios.

3.1.1.2. Perfect Simulation

Using a constructive representation of a Markovian queuing network based on events (often called GSMPs), we have designed perfect simulation algorithms computing samples distributed according to the stationary distribution of the Markov process with no bias. The tools based on our algorithms (ψ) can sample the stationary measure of Markov processes using directly the queuing network description. Some monotone networks with up to 10^{50} states can be handled within minutes over a regular PC.

3.1.2. Fluid models and mean field limits

When the size of systems grows very large, one may use asymptotic techniques to get a faithful estimate of their behavior. One such tool is mean field analysis and fluid limits, that can be used at a modeling and simulation level. Proving that large discrete dynamic systems can be approximated by continuous dynamics uses the theory of stochastic approximation pioneered by Michel Benaïm or population dynamics introduced by Thomas Kurtz and others. We have extended the stochastic approximation approach to take into account discontinuities in the dynamics as well as to tackle optimization issues.

Recent applications include call centers and peer to peer systems, where the mean field approach helps to get a better understanding of the behavior of the system and to solve several optimization problems. Another application concerns task brokering in desktop grids taking into account statistical features of tasks as well as of the availability of the processors. Mean field has also been applied to the performance evaluation of work stealing in large systems and to model central/local controllers as well as knitting systems.

3.1.3. Game Theory

Resources in large-scale distributed platforms (grid computing platforms, enterprise networks, peer-to-peer systems) are shared by a number of users having conflicting interests who are thus prone to act selfishly. A natural framework for studying such non-cooperative individual decision-making is game theory. In particular, game theory models the decentralized nature of decision-making.

It is well known that such non-cooperative behaviors can lead to important inefficiencies and unfairness. In other words, individual optimizations often result in global resource waste. In the context of game theory, a situation in which all users selfishly optimize their own utility is known as a *Nash equilibrium* or *Wardrop equilibrium*. In such equilibria, no user has interest in unilaterally deviating from its strategy. Such policies are thus very natural to seek in fully distributed systems and have some stability properties. However, a possible consequence is the *Braess paradox* in which the increase of resource happens at the expense of *every* user. This is why, the study of the occurrence and degree of such inefficiency is of crucial interest. Up until now, little is known about general conditions for optimality or degree of efficiency of these equilibria, in a general setting.

Many techniques have been developed to enforce some form of collaboration and improve these equilibria. In this context, it is generally prohibitive to take joint decisions so that a global optimization cannot be achieved. A possible option relies on the establishment of virtual prices, also called *shadow prices* in congestion networks. These prices ensure a rational use of resources.

Once the payoffs are fixed (using shadow prices or not), the main question is to design algorithms that allow the players to learn Nash equilibria in a distributed way, while being robust to noise and information delay as well as fast enough to outrate changing conditions of the environment.

3.2. Management of Large Architectures

Participants: Nicolas Gast, Arnaud Legrand, Olivier Richard.

Administration, Deployment, Peer-to-peer, Clusters, Grids, Clouds, Job scheduler

3.2.1. Instrumentation, analysis and prediction tools

To understand complex distributed systems, one has to provide reliable measurements together with accurate models before applying this understanding to improve system design.

Our approach for instrumentation of distributed systems (embedded systems as well as multi-core machines or distributed systems) relies on quality of service criteria. In particular, we focus on non-obtrusiveness and experimental reproducibility.

Our approach for analysis is to use statistical methods with experimental data of real systems to understand their normal or abnormal behavior. With that approach we are able to predict availability of very large systems (with more than 100,000 nodes), to design cost-aware resource management (based on mathematical modeling and performance evaluation of target architectures), and to propose several scheduling policies tailored for unreliable and shared resources.

3.2.2. Fairness in large-scale distributed systems

Large-scale distributed platforms (grid computing platforms, enterprise networks, peer-to-peer systems) result from the collaboration of many people. Thus, the scaling evolution we are facing is not only dealing with the amount of data and the number of computers but also with the number of users and the diversity of their behavior. In a high-performance computing framework, the rationale behind this joining of forces is that most users need a larger amount of resources than what they have on their own. Some only need these resources for a limited amount of time. On the opposite some others need as many resources as possible but do not have particular deadlines. Some may have mainly tightly-coupled applications while some others may have mostly embarrassingly parallel applications. The variety of user profiles makes resources sharing a challenge. However resources have to be *fairly* shared between users, otherwise users will leave the group and join another one. Large-scale systems therefore have a real need for fairness and this notion is missing from classical scheduling models.

3.2.3. Tools to operate clusters

The MESCAL project-team studies and develops a set of tools designed to help the installation and the use of a cluster of PCs. The first version had been developed for the Icluster1 platform exploitation. The main tools are a scalable tool for cloning nodes (KA-DEPLOY) and a parallel launcher based on the TAKTUK project (now developed by the MOAIS project-team). Many interesting issues have been raised by the use of the first versions among which we can mention environment deployment, robustness and batch scheduler integration. A second generation of these tools is thus under development to meet these requirements.

KA-DEPLOY has been retained as the primary deployment tool for the experimental national grid Grid'5000.

3.2.4. Simple and scalable batch scheduler for clusters and grids

Most known batch schedulers (PBS, LSF, Condor, ...) are built in a monolithic way, with the purpose of fulfilling most of the exploitation needs. This results in systems of high software complexity (150,000 lines of code for OpenPBS), offering a growing number of functions that are, most of the time, not used. In such a context, it becomes hard to control both the robustness and the scalability of the whole system.

OAR is an attempt to address these issues. Firstly, OAR is written in a very high level language (Perl) and makes intensive use of high level tools (MySQL and TAKTUK), thereby resulting in a concise code (around 5000 lines of code) easy to maintain and extend. This small code as well as the choice of widespread tools (MySQL) are essential elements that ensure a strong robustness of the system. Secondly, OAR makes use of SQL queries to perform most of its job management tasks thereby getting advantage of the strong scalability of most database management tools. Such scalability is further improved in OAR by making use of TAKTUK to manage nodes themselves.

3.3. Migration resilience; Large scale data management

Participant: Yves Denneulin.

Fault tolerance, migration, distributed algorithms.

Most propositions to improve reliability address only a given application or service. This may be due to the fact that until clusters and intranet architectures arose, it was obvious that client and server nodes were independent. This is not the case in parallel scientific computing where a fault on a node can lead to a data loss on thousands of other nodes. MESCAL's work on this topic is based on the idea that each process in a parallel application will be executed by a group of nodes instead of a single node: when the node in charge of a process fails, another in the same group can replace it in a transparent way for the application.

There are two main problems to be solved in order to achieve this objective. The first one is the ability to migrate processes of a parallel, and thus communicating, application without enforcing modifications. The second one is the ability to maintain a group structure in a completely distributed way. They both rely on a close interaction with the underlying operating systems and networks, since processes can be migrated in the middle of a communication. This can only be done by knowing how to save and replay later all ongoing communications, independently of the communication pattern. Freezing a process to restore it on another node is also an operation that requires collaboration of the operating system and a good knowledge of its internals. The other main problem (keeping a group structure) belongs to the distributed algorithms domain and is of a higher level nature.

MISTIS Project-Team

3. Research Program

3.1. Mixture models

Participants: Angelika Studeny, Thomas Vincent, Alexis Arnaud, Jean-Baptiste Durand, Florence Forbes, Aina Frau Pascual, Alessandro Chiancone, Stéphane Girard, Marie-José Martinez.

Key-words: mixture of distributions, EM algorithm, missing data, conditional independence, statistical pattern recognition, clustering, unsupervised and partially supervised learning.

In a first approach, we consider statistical parametric models, θ being the parameter, possibly multi-dimensional, usually unknown and to be estimated. We consider cases where the data naturally divides into observed data $y = y_1, \dots, y_n$ and unobserved or missing data $z = z_1, \dots, z_n$. The missing data z_i represents for instance the memberships of one of a set of K alternative categories. The distribution of an observed y_i can be written as a finite mixture of distributions,

$$f(y_i | \theta) = \sum_{k=1}^K P(z_i = k | \theta) f(y_i | z_i, \theta). \quad (2)$$

These models are interesting in that they may point out hidden variable responsible for most of the observed variability and so that the observed variables are *conditionally* independent. Their estimation is often difficult due to the missing data. The Expectation-Maximization (EM) algorithm is a general and now standard approach to maximization of the likelihood in missing data problems. It provides parameter estimation but also values for missing data.

Mixture models correspond to independent z_i 's. They have been increasingly used in statistical pattern recognition. They enable a formal (model-based) approach to (unsupervised) clustering.

3.2. Markov models

Participants: Angelika Studeny, Thomas Vincent, Jean-Baptiste Durand, Florence Forbes.

Key-words: graphical models, Markov properties, hidden Markov models, clustering, missing data, mixture of distributions, EM algorithm, image analysis, Bayesian inference.

Graphical modelling provides a diagrammatic representation of the dependency structure of a joint probability distribution, in the form of a network or graph depicting the local relations among variables. The graph can have directed or undirected links or edges between the nodes, which represent the individual variables. Associated with the graph are various Markov properties that specify how the graph encodes conditional independence assumptions.

It is the conditional independence assumptions that give graphical models their fundamental modular structure, enabling computation of globally interesting quantities from local specifications. In this way graphical models form an essential basis for our methodologies based on structures.

The graphs can be either directed, e.g. Bayesian Networks, or undirected, e.g. Markov Random Fields. The specificity of Markovian models is that the dependencies between the nodes are limited to the nearest neighbor nodes. The neighborhood definition can vary and be adapted to the problem of interest. When parts of the variables (nodes) are not observed or missing, we refer to these models as Hidden Markov Models (HMM). Hidden Markov chains or hidden Markov fields correspond to cases where the z_i 's in (1) are distributed according to a Markov chain or a Markov field. They are a natural extension of mixture models. They are widely used in signal processing (speech recognition, genome sequence analysis) and in image processing (remote sensing, MRI, etc.). Such models are very flexible in practice and can naturally account for the phenomena to be studied.

Hidden Markov models are very useful in modelling spatial dependencies but these dependencies and the possible existence of hidden variables are also responsible for a typically large amount of computation. It follows that the statistical analysis may not be straightforward. Typical issues are related to the neighborhood structure to be chosen when not dictated by the context and the possible high dimensionality of the observations. This also requires a good understanding of the role of each parameter and methods to tune them depending on the goal in mind. Regarding estimation algorithms, they correspond to an energy minimization problem which is NP-hard and usually performed through approximation. We focus on a certain type of methods based on variational approximations and propose effective algorithms which show good performance in practice and for which we also study theoretical properties. We also propose some tools for model selection. Eventually we investigate ways to extend the standard Hidden Markov Field model to increase its modelling power.

3.3. Functional Inference, semi- and non-parametric methods

Participants: Farida Enikeeva, Alessandro Chiancone, Stéphane Girard, Gildas Mazo, Seydou-Nourou Sylla, Pablo Mesejo Santiago.

Key-words: dimension reduction, extreme value analysis, functional estimation.

We also consider methods which do not assume a parametric model. The approaches are non-parametric in the sense that they do not require the assumption of a prior model on the unknown quantities. This property is important since, for image applications for instance, it is very difficult to introduce sufficiently general parametric models because of the wide variety of image contents. Projection methods are then a way to decompose the unknown quantity on a set of functions (*e.g.* wavelets). Kernel methods which rely on smoothing the data using a set of kernels (usually probability distributions) are other examples. Relationships exist between these methods and learning techniques using Support Vector Machine (SVM) as this appears in the context of *level-sets estimation* (see section 3.3.2). Such non-parametric methods have become the cornerstone when dealing with functional data [71]. This is the case, for instance, when observations are curves. They enable us to model the data without a discretization step. More generally, these techniques are of great use for *dimension reduction* purposes (section 3.3.3). They enable reduction of the dimension of the functional or multivariate data without assumptions on the observations distribution. Semi-parametric methods refer to methods that include both parametric and non-parametric aspects. Examples include the Sliced Inverse Regression (SIR) method [74] which combines non-parametric regression techniques with parametric dimension reduction aspects. This is also the case in *extreme value analysis* [69], which is based on the modelling of distribution tails (see section 3.3.1). It differs from traditional statistics which focuses on the central part of distributions, *i.e.* on the most probable events. Extreme value theory shows that distribution tails can be modelled by both a functional part and a real parameter, the extreme value index.

3.3.1. Modelling extremal events

Extreme value theory is a branch of statistics dealing with the extreme deviations from the bulk of probability distributions. More specifically, it focuses on the limiting distributions for the minimum or the maximum of a large collection of random observations from the same arbitrary distribution. Let $X_{1,n} \leq \dots \leq X_{n,n}$ denote n ordered observations from a random variable X representing some quantity of interest. A p_n -quantile of X is the value x_{p_n} such that the probability that X is greater than x_{p_n} is p_n , *i.e.* $P(X > x_{p_n}) = p_n$. When $p_n < 1/n$, such a quantile is said to be extreme since it is usually greater than the maximum observation $X_{n,n}$ (see Figure 1).

To estimate such quantiles therefore requires dedicated methods to extrapolate information beyond the observed values of X . Those methods are based on Extreme value theory. This kind of issue appeared in hydrology. One objective was to assess risk for highly unusual events, such as 100-year floods, starting from flows measured over 50 years. To this end, semi-parametric models of the tail are considered:

$$P(X > x) = x^{-1/\theta} \ell(x), \quad x > x_0 > 0, \quad (3)$$

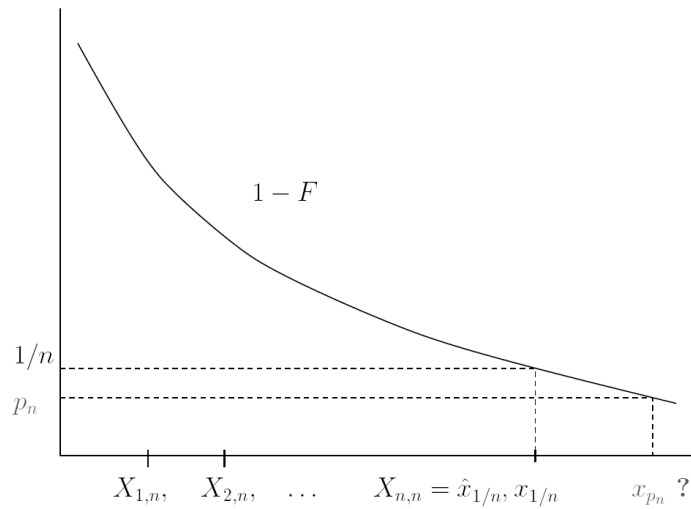


Figure 1. The curve represents the survival function $x \rightarrow P(X > x)$. The $1/n$ -quantile is estimated by the maximum observation so that $\hat{x}_{1/n} = X_{n,n}$. As illustrated in the figure, to estimate p_n -quantiles with $p_n < 1/n$, it is necessary to extrapolate beyond the maximum observation.

where both the extreme-value index $\theta > 0$ and the function $\ell(x)$ are unknown. The function ℓ is a slowly varying function *i.e.* such that

$$\frac{\ell(tx)}{\ell(x)} \rightarrow 1 \text{ as } x \rightarrow \infty \quad (4)$$

for all $t > 0$. The function $\ell(x)$ acts as a nuisance parameter which yields a bias in the classical extreme-value estimators developed so far. Such models are often referred to as heavy-tail models since the probability of extreme events decreases at a polynomial rate to zero. It may be necessary to refine the model (2,3) by specifying a precise rate of convergence in (3). To this end, a second order condition is introduced involving an additional parameter $\rho \leq 0$. The larger ρ is, the slower the convergence in (3) and the more difficult the estimation of extreme quantiles.

More generally, the problems that we address are part of the risk management theory. For instance, in reliability, the distributions of interest are included in a semi-parametric family whose tails are decreasing exponentially fast. These so-called Weibull-tail distributions [9] are defined by their survival distribution function:

$$P(X > x) = \exp \{-x^\theta \ell(x)\}, \quad x > x_0 > 0. \quad (5)$$

Gaussian, gamma, exponential and Weibull distributions, among others, are included in this family. An important part of our work consists in establishing links between models (2) and (4) in order to propose new estimation methods. We also consider the case where the observations were recorded with a covariate information. In this case, the extreme-value index and the p_n -quantile are functions of the covariate. We propose estimators of these functions by using moving window approaches, nearest neighbor methods, or kernel estimators.

3.3.2. Level sets estimation

Level sets estimation is a recurrent problem in statistics which is linked to outlier detection. In biology, one is interested in estimating reference curves, that is to say curves which bound 90% (for example) of the population. Points outside this bound are considered as outliers compared to the reference population. Level sets estimation can be looked at as a conditional quantile estimation problem which benefits from a non-parametric statistical framework. In particular, boundary estimation, arising in image segmentation as well as in supervised learning, is interpreted as an extreme level set estimation problem. Level sets estimation can also be formulated as a linear programming problem. In this context, estimates are sparse since they involve only a small fraction of the dataset, called the set of support vectors.

3.3.3. Dimension reduction

Our work on high dimensional data requires that we face the curse of dimensionality phenomenon. Indeed, the modelling of high dimensional data requires complex models and thus the estimation of high number of parameters compared to the sample size. In this framework, dimension reduction methods aim at replacing the original variables by a small number of linear combinations with as small as a possible loss of information. Principal Component Analysis (PCA) is the most widely used method to reduce dimension in data. However, standard linear PCA can be quite inefficient on image data where even simple image distortions can lead to highly non-linear data. Two directions are investigated. First, non-linear PCAs can be proposed, leading to semi-parametric dimension reduction methods [72]. Another field of investigation is to take into account the application goal in the dimension reduction step. One of our approaches is therefore to develop new Gaussian models of high dimensional data for parametric inference [67]. Such models can then be used in a Mixtures or Markov framework for classification purposes. Another approach consists in combining dimension reduction, regularization techniques, and regression techniques to improve the Sliced Inverse Regression method [74].

MOAIS Project-Team

3. Research Program

3.1. Scheduling

Participants: Pierre-François Dutot, Guillaume Huard, Grégory Mounié, Jean-Louis Roch, Denis Trystram, Frédéric Wagner.

The goal of this theme is to determine adequate multi-criteria objectives which are efficient (precision, reactivity, speed) and to study scheduling algorithms to reach these objectives.

In the context of parallel and distributed processing, the term *scheduling* is used with many acceptations. In general, scheduling means assigning tasks of a program (or processes) to the various components of a system (processors, communication links).

Researchers within MOAIS have been working on this subject for many years. They are known for their multiple contributions for determining the target dates and processors the tasks of a parallel program should be executed; especially regarding execution models (taking into account inter-task communications or any other system features) and the design of efficient algorithms (for which there exists a performance guarantee relative to the optimal scheduling).

Parallel tasks model and extensions. We have contributed to the definition and promotion of modern task models: parallel moldable tasks and divisible load. For both models, we have developed new techniques to derive efficient scheduling algorithms (with a good performance guaranty). We proposed recently some extensions taking into account machine unavailabilities (reservations).

Multi-objective Optimization. A natural question while designing practical scheduling algorithms is "which criterion should be optimized ?". Most existing works have been developed for minimizing the *makespan* (time of the latest tasks to be executed). This objective corresponds to a system administrator view who wants to be able to complete all the waiting jobs as soon as possible. The user, from his-her point of view, would be more interested in minimizing the average of the completion times (called *minsum*) of the whole set of submitted jobs. There exist several other objectives which may be pertinent for specific use. We worked on the problem of designing scheduling algorithms that optimize simultaneously several objectives with a theoretical guarantee on each objective. The main issue is that most of the policies are good for one criterion but bad for another one.

We have proposed an algorithm that is guaranteed for both *makespan* and *minsum*. This algorithm has been implemented for managing the resources of a cluster of the regional grid CIMENT. More recently, we extended such analysis to other objectives (makespan and reliability). We concentrate now on finding good algorithms able to schedule a set of jobs with a large variety of objectives simultaneously. For hard problems, we propose approximation of Pareto curves (best compromises).

Uncertainties. Most of the new execution supports are characterized by a higher complexity in predicting the parameters (high versatility in desktop grids, machine crash, communication congestion, cache effects, etc.). We studied some time ago the impact of uncertainties on the scheduling algorithms. There are several ways for dealing with this problem: First, it is possible to design robust algorithms that can optimized a problem over a set of scenarii, another solution is to design flexible algorithms. Finally, we promote semi on-line approaches that start from an optimized off-line solution computed on an initial data set and updated during the execution on the "perturbed" data (stability analysis).

Game Theory. Game Theory is a framework that can be used for obtaining good solution of both previous problems (multi-objective optimization and uncertain data). On the first hand, it can be used as a complement of multi-objective analysis. On the other hand, it can take into account the uncertainties. We are currently working at formalizing the concept of cooperation.

Scheduling for optimizing parallel time and memory space. It is well known that parallel time and memory space are two antagonists criteria. However, for many scientific computations, the use of parallel architectures is motivated by increasing both the computation power and the memory space. Also, scheduling for optimizing both parallel time and memory space targets an important multicriteria objective. Based on the analysis of the dataflow related to the execution, we have proposed a scheduling algorithm with provable performance.

Coarse-grain scheduling of fine grain multithreaded computations on heterogeneous platforms. Designing multi-objective scheduling algorithms is a transversal problem. Work-stealing scheduling is well studied for fine grain multithreaded computations with a small critical time: the speed-up is asymptotically optimal. However, since the number of tasks to manage is huge, the control of the scheduling is expensive. We proposed a generalized lock-free cactus stack execution mechanism, to extend previous results, mainly from Cilk, based on the *work-first principle* for strict multi-threaded computations on SMPs to general multithreaded computations with dataflow dependencies. The main result is that optimizing the sequential local executions of tasks enables to amortize the overhead of scheduling. This distributed work-stealing scheduling algorithm has been implemented in **XKaapi**.

3.2. Adaptive Parallel and Distributed Algorithms Design

Participants: François Broquedis, Pierre-François Dutot, Thierry Gautier, Guillaume Huard, Bruno Raffin, Jean-Louis Roch, Denis Trystram, Frédéric Wagner.

This theme deals with the analysis and the design of algorithmic schemes that control (statically or dynamically) the grain of interactive applications.

The classical approach consists in setting in advance the number of processors for an application, the execution being limited to the use of these processors. This approach is restricted to a constant number of identical resources and for regular computations. To deal with irregularity (data and/or computations on the one hand; heterogeneous and/or dynamical resources on the other hand), an alternate approach consists in adapting the potential parallelism degree to the one suited to the resources. Two cases are distinguished:

- in the classical bottom-up approach, the application provides fine grain tasks; then those tasks are clustered to obtain a minimal parallel degree.
- the top-down approach (Cilk, Cilk+, TBB, Hood, Athapascan) is based on a work-stealing scheduling driven by idle resources. A local sequential depth-first execution of tasks is favored when recursive parallelism is available.

Ideally, a good parallel execution can be viewed as a flow of computations flowing through resources with no control overhead. To minimize control overhead, the application has to be adapted: a parallel algorithm on p resources is not efficient on $q < p$ resources. On one processor, the scheduler should execute a sequential algorithm instead of emulating a parallel one. Then, the scheduler should adapt to resource availability by changing its underlying algorithm. This first way of adapting granularity is implemented by XKaapi (default work-stealing schedule based on work-first principle).

However, this adaptation is restrictive. More generally, the algorithm should adapt itself at runtime to improve its performance by decreasing the overheads induced by parallelism, namely the arithmetic operations and communications. This motivates the development of new parallel algorithmic schemes that enable the scheduler to control the distribution between computation and communication (grain) in the application to find the good balance between parallelism and synchronizations. MOAIS has exhibited several techniques to manage adaptivity from an algorithmic point of view:

- amortization of the number of global synchronizations required in an iteration (for the evaluation of a stopping criterion);
- adaptive deployment of an application based on on-line discovery and performance measurements of communication links;
- generic recursive cascading of two kind of algorithms: a sequential one, to provide efficient executions on the local resource, and a parallel one that enables an idle resource to extract parallelism to dynamically suit the degree of parallelism to the available resources.

The generic underlying approach consists in finding a good mix of various algorithms, what is often called a "poly-algorithm". Particular instances of this approach are Atlas library (performance benchmark are used to decide at compile time the best block size and instruction interleaving for sequential matrix product) and FFTW library (at run time, the best recursive splitting of the FFT butterfly scheme is precomputed by dynamic programming). Both cases rely on pre-benchmarking of the algorithms. Our approach is more general in the sense that it also enables to tune the granularity at any time during execution. The objective is to develop processor oblivious algorithms: similarly to cache oblivious algorithms, we define a parallel algorithm as *processor-oblivious* if no program variable that depends on architecture parameters, such as the number or processors or their respective speeds, needs to be tuned to minimize the algorithm runtime.

We have applied this technique to develop processor oblivious algorithms for several applications with provable performance: iterated and prefix sum (partial sums) computations, stream computations (cipher and hd-video transformation), 3D image reconstruction (based on the concurrent usage of multi-core and GPU), loop computations with early termination.

Extensions concern the development of algorithms that are both cache and processor oblivious on heterogeneous processors. The processor algorithms proposed for prefix sums and segmentation of an array are cache oblivious too.

3.3. Interactivity

Participants: Vincent Danjean, Pierre-François Dutot, Thierry Gautier, Bruno Raffin, Jean-Louis Roch.

The goal of this theme is to develop approaches to tackle interactivity in the context of large scale distributed applications.

We distinguish two types of interactions. A user can interact with an application having only little insight about the internal details of the program running. This is typically the case for a virtual reality application where the user just manipulates 3D objects. We have a "user-in-the-loop". In opposite, we have an "expert -in-the-loop" if the user is an expert that knows the limits of the program that is being executed and that he can interact with it to steer the execution. This is the case for instance when the user can change some parameters during the execution to improve the convergence of a computation.

3.3.1. User-in-the-loop

Some applications, like virtual reality applications, must comply with interactivity constraints. The user should be able to observe and interact with the application with an acceptable reaction delay. To reach this goal the user is often ready to accept a lower level of details. To execute such application on a distributed architecture requires to balance the workload and activation frequency of the different tasks. The goal is to optimize CPU and network resource use to get as close as possible to the reactivity/level of detail the user expect.

Virtual reality environments significantly improve the quality of the interaction by providing advanced interfaces. The display surface provided by multiple projectors in CAVE -like systems for instance, allows a high resolution rendering on a large surface. Stereoscopic visualization gives an information of depth. Sound and haptic systems (force feedback) can provide extra information in addition to visualized data. However driving such an environment requires an important computation power and raises difficult issues of synchronization to maintain the overall application coherent while guaranteeing a good latency, bandwidth (or refresh rate) and level of details. We define the coherency as the fact that the information provided to the different user senses at a given moment are related to the same simulated time.

Today's availability of high performance commodity components including networks, CPUs as well as graphics or sound cards make it possible to build large clusters or grid environments providing the necessary resources to enlarge the class of applications that can aspire to an interactive execution. However the approaches usually used for mid size parallel machines are not adapted. Typically, there exist two different approaches to handle data exchange between the processes (or threads). The synchronous (or FIFO) approach ensures all messages sent are received in the order they were sent. In this case, a process cannot compute a new state if all incoming buffers do not store at least one message each. As a consequence, the application

refresh rate is driven by the slowest process. This can be improved if the user knows the relative speed of each module and specify a read frequency on each of the incoming buffers. This approach ensures a strong coherency but impact on latency. This is the approach commonly used to ensure the global coherency of the images displayed in multi-projector environments. The other approach, the asynchronous one, comes from sampling systems. The producer updates data in a shared buffer asynchronously read by the consumer. Some updates may be lost if the consumer is slower than the producer. The process refresh rates are therefore totally independent. Latency is improved as produced data are consumed as soon as possible, but no coherency is ensured. This approach is commonly used when coupling haptic and visualization systems. A fine tuning of the application usually leads to satisfactory results where the user does not experience major incoherences. However, in both cases, increasing the number of computing nodes quickly makes infeasible hand tuning to keep coherency and good performance.

We propose to develop techniques to manage a distributed interactive application regarding the following criteria :

- latency (the application reactivity);
- refresh rate (the application continuity);
- coherency (between the different components);
- level of detail (the precision of computations).

We developed a programming environment, called FlowVR, that enables the expression and realization of loosen but controlled coherency policies between data flows. The goal is to give users the possibility to express a large variety of coherency policies from a strong coherency based on a synchronous approach to an uncontrolled coherency based on an asynchronous approach. It enables the user to loosen coherency where it is acceptable, to improve asynchronism and thus performance. This approach maximizes the refresh rate and minimizes the latency given the coherency policy and a fixed level of details. It still requires the user to tune many parameters. In a second step, we are planning to explore auto-adaptive techniques that enable to decrease the number of parameters that must be user tuned. The goal is to take into account (possibly dynamically) user specified high level parameters like target latencies, bandwidths and levels of details, and to have the system automatically adapt to reach a trade-off given the user wishes and the resources available. Issues include multi-criterion optimizations, adaptive algorithmic schemes, distributed decision making, global stability and balance of the regulation effort.

3.3.2. Expert-in-the-loop

Some applications can be interactively guided by an expert who may give advices or answer specific questions to hasten a problem resolution. A theoretical framework has been developed in the last decade to define precisely the complexity of a problem when interactions with an expert is allowed. We are studying these interactive proof systems and interactive complexity classes in order to define efficient interactive algorithms dedicated to scheduling problems. This, in particular, applies to load-balancing of interactive simulations when a user interaction can generate a sudden surge of imbalance which could be easily predicted by an operator.

3.4. Adaptive middleware for code coupling and data movements

Participants: François Broquedis, Vincent Danjean, Thierry Gautier, Clément Pernet, Bruno Raffin, Jean-Louis Roch, Frédéric Wagner.

This theme deals with the design and implementation of programming interfaces in order to achieve an efficient coupling of distributed components.

The implementation of interactive simulation application requires to assemble together various software components and to ensure a semantic on the displayed result. To take into account functional aspects of the computation (inputs, outputs) as well as non functional aspects (bandwidth, latency, persistence), elementary actions (method invocation, communication) have to be coordinated in order to meet some performance objective (precision, quality, fluidity, *etc*). In such a context the scheduling algorithm plays an important role to adapt the computational power of a cluster architecture to the dynamic behavior due to the interactivity.

Whatever the scheduling algorithm is, it is fundamental to enable the control of the simulation. The purpose of this research theme is to specify the semantics of the operators that perform components assembling and to develop a prototype to experiment our proposals on real architectures and applications.

3.4.1. Application Programming Interface

The specification of an API to compose interactive simulation application requires to characterize the components and the interaction between components. The respect of causality between elementary events ensures, at the application level, that a reader will see the *last* write with respect to an order. Such a consistency should be defined at the level of the application to control the events ordered by a chain of causality. For instance, one of the result of Athapascan was to prove that a data flow consistency is more efficient than other ones because it generates fewer messages. Beyond causality based interactions, new models of interaction should be studied to capture non predictable events (delay of communication, capture of image) while ensuring a semantic.

Our methodology is based on the characterization of interactions required between components in the context of an interactive simulation application. For instance, criteria could be coherency of visualization, degree of interactivity. Beyond such characterization we hope to provide an operational semantic of interactions (at least well suited and understood by usage) and a cost model. Moreover they should be preserved by composition to predict the cost of an execution for part of the application.

The main result relies on a computable representation of the future of an execution; representations such as macro data flow are well suited because they explicit which data are required by a task. Such a representation can be built at runtime by an interpretation technique: the execution of a function call is differed by computing beforehand at runtime a graph of tasks that represents the (future) calls to execute.

3.4.2. Kernel for Asynchronous, Adaptive, Parallel and Interactive Application

Managing the complexity related to fine grain components and reaching high efficiency on a cluster architecture require to consider a dynamic behavior. Also, the runtime kernel is based on a representation of the execution: data flow graph with attributes for each node and efficient operators will be the basis for our software. This kernel has to be specialized for the considered applications. The low layer of the kernel has features to transfer data and to perform remote signalization efficiently. Well known techniques and legacy code have to be reused. For instance, multithreading, asynchronous invocation, overlapping of latency by computing, parallel communication and parallel algorithms for collective operations are fundamental techniques to reach performance. Because the choice of the scheduling algorithm depends on the application and the architecture, the kernel will provide an *causally connected representation* of the system that is running. This allows to specialize the computation of a good schedule of the data flow graph by providing algorithms (scheduling algorithms for instance) that compute on this (causally connected) representation: any modification of the representation is turned into a modification on the system (the parallel program under execution). Moreover, the kernel provides a set of basic operators to manipulate the graph (*e.g.* computes a partition from a schedule, remapping tasks, ...) to allow to control a distributed execution.

MOISE Project-Team

3. Research Program

3.1. Introduction

Geophysical flows generally have a number of particularities that make it difficult to model them and that justify the development of specifically adapted mathematical and numerical methods:

- Geophysical flows are non-linear. There is often a strong interaction between the different scales of the flows, and small-scale effects (smaller than mesh size) have to be modelled in the equations.
- Every geophysical episode is unique: a field experiment cannot be reproduced. Therefore the validation of a model has to be carried out in several different situations, and the role of the data in this process is crucial.
- Geophysical fluids are non closed systems, i.e. there are always interactions between the different components of the environment (atmosphere, ocean, continental water, etc.). Boundary terms are thus of prime importance.
- Geophysical flows are often modeled with the goal of providing forecasts. This has several consequences, like the usefulness of providing corresponding error bars or the importance of designing efficient numerical algorithms to perform computations in a limited time.

Given these particularities, the overall objectives of the MOISE project-team described earlier will be addressed mainly by using the mathematical tools presented in the following.

3.2. Numerical Modelling

Models allow a global view of the dynamics, consistent in time and space on a wide spectrum of scales. They are based on fluid mechanics equations and are complex since they deal with the irregular shape of domains, and include a number of specific parameterizations (for example, to account for small-scale turbulence, boundary layers, or rheological effects). Another fundamental aspect of geophysical flows is the importance of non-linearities, i.e. the strong interactions between spatial and temporal scales, and the associated cascade of energy, which of course makes their modelling more complicated.

Since the behavior of a geophysical fluid generally depends on its interactions with others (e.g. interactions between ocean, continental water, atmosphere and ice for climate modelling), building a forecasting system often requires **coupling different models**. Several kinds of problems can be encountered, since the models to be coupled may differ in numerous respects: time and space resolution, physics, dimensions. Depending on the problem, different types of methods can be used, which are mainly based on open and absorbing boundary conditions, multi-grid theory, domain decomposition methods, and optimal control methods.

3.3. Data Assimilation and Inverse Methods

Despite their permanent improvement, models are always characterized by an imperfect physics and some poorly known parameters (e.g. initial and boundary conditions). This is why it is important to also have **observations** of natural systems. However, observations provide only a partial (and sometimes very indirect) view of reality, localized in time and space.

Since models and observations taken separately do not allow for a deterministic reconstruction of real geophysical flows, it is necessary to use these heterogeneous but complementary sources of information simultaneously, by using **data assimilation methods**. These tools for **inverse modelling** are based on the mathematical theories of optimal control and stochastic filtering. Their aim is to identify system parameters which are poorly known in order to correct, in an optimal manner, the model trajectory, bringing it closer to the available observations.

Variational methods are based on the minimization of a function measuring the discrepancy between a model solution and observations, using optimal control techniques for this purpose. The model inputs are then used as control variables. The Euler Lagrange condition for optimality is satisfied by the solution of the "Optimality System" (OS) that contains the adjoint model obtained by derivation and transposition of the direct model. It is important to point out that this OS contains all the available information: model, data and statistics. The OS can therefore be considered as a generalized model. The adjoint model is a very powerful tool which can also be used for other applications, such as sensitivity studies.

Stochastic filtering is the basic tool in the sequential approach to the problem of data assimilation into numerical models, especially in meteorology and oceanography. The (unknown) initial state of the system can be conveniently modeled by a random vector, and the error of the dynamical model can be taken into account by introducing a random noise term. The goal of filtering is to obtain a good approximation of the conditional expectation of the system state (and of its error covariance matrix) given the observed data. These data appear as the realizations of a random process related to the system state and contaminated by an observation noise.

The development of data assimilation methods in the context of geophysical fluids, however, is difficult for several reasons:

- the models are often strongly non-linear, whereas the theories result in optimal solutions only in the context of linear systems;
- the model error statistics are generally poorly known;
- the size of the model state variable is often quite large, which requires dealing with huge covariance matrices and working with very large control spaces;
- data assimilation methods generally increase the computational costs of the models by one or two orders of magnitude.

Such methods are now used operationally (after 15 years of research) in the main meteorological and oceanographic centers, but tremendous development is still needed to improve the quality of the identification, to reduce their cost, and to make them available for other types of applications.

A challenge of particular interest consists in developing methods for assimilating image data. Indeed, images and sequences of images represent a large amount of data which are currently underused in numerical forecast systems. However, despite their huge informative potential, images are only used in a qualitative way by forecasters, mainly because of the lack of an appropriate methodological framework.

3.4. Sensitivity Analysis - Quantification of Uncertainties

Due to the strong non-linearity of geophysical systems and to their chaotic behavior, the dependence of their solutions on external parameters is very complex. Understanding the relationship between model parameters and model solutions is a prerequisite to design better models as well as better parameter identification. Moreover, given the present strong development of forecast systems in geophysics, the ability to provide an estimate of the uncertainty of the forecast is of course a major issue. However, the systems under consideration are very complex, and providing such an estimation is very challenging. Several mathematical approaches are possible to address these issues, using either variational or stochastic tools.

Variational approach. In the variational framework, the sensitivity is the gradient of a response function with respect to the parameters or the inputs of the model. The adjoint techniques can therefore be used for such a purpose. If sensitivity is sought in the context of a forecasting system assimilating observations, the optimality system must be derived. This leads to the study of second-order properties: spectrum and eigenvectors of the Hessian are important information on system behavior.

Global stochastic approach. Using the variational approach to sensitivity leads to efficient computations of complex code derivatives. However, this approach to sensitivity remains local because derivatives are generally computed at specific points. The stochastic approach of uncertainty analysis aims at studying global criteria describing the global variabilities of the phenomena. For example, the Sobol sensitivity index is given by the ratio between the output variance conditionally to one input and the total output variance. The computation of such quantities leads to statistical problems. For example, the sensitivity indices have to be efficiently estimated from a few runs, using semi or non-parametric estimation techniques. The stochastic modeling of the input/output relationship is another solution.

MORPHEO Project-Team

3. Research Program

3.1. Shape Acquisition

Multiple camera setups allow to acquire shapes, i.e. geometry, as well as their appearances, i.e. photometry, with a reasonable level of precision. However fundamental limitations still exist, in particular today's state-of-the-art approaches do not fully exploit the redundancy of information over temporal sequences of visual observations. Despite an increasing interest of the computer vision communities in the past years, the problem is still far from solved other than in specific situations with restrictive assumptions and configurations. Our goal in this research axis is to open the acquisition process to more general assumptions, e.g. no specific lighting or background conditions, scenes with evolving topologies, and fully leverage temporal aspects of the acquisition process.

3.2. Bayesian Inference

Acquisition of 4D Models can often be conveniently formulated as a Bayesian estimation or learning problem. Various generative and graphical models can be proposed for the problems of occupancy estimation, 3D surface tracking in a time sequence, and motion segmentation. The idea of these generative models is to predict the noisy measurements (e.g. pixel values, measured 3D points or speed quantities) from a set of parameters describing the unobserved scene state, which in turn can be estimated using Bayes' rule to solve the inverse problem. The advantages of this type of modeling are numerous, as they enable to model the noisy relationships between observed and unknown quantities specific to the problem, deal with outliers, and allow to efficiently account for various types of priors about the scene and its semantics. Sensor models for different modalities can also easily be seamlessly integrated and jointly used, which remains central to our goals.

Since the acquisition problems often involve a large number of variables, a key challenge is to exhibit models which correctly account for the observed phenomena, while keeping reasonable estimation times, sometimes with a real-time objective. Maximum likelihood / maximum a posteriori estimation and approximate inference techniques, such as Expectation Maximization, Variational Bayesian inference, or Belief Propagation, are useful tools to keep the estimation tractable. While 3D acquisition has been extensively explored, the research community faces many open challenges in how to model and specify more efficient priors for 4D acquisition and temporal evolution.

3.3. Shape Analysis

Shape analysis has received much attention from the scientific community and recovering the intrinsic nature of shapes is currently an active research domain. Of particular interest is the study of human and animal shapes and their associated articulated underlying structures, i.e. skeletons, since applications are numerous, either in the entertainment industry or for medical applications, among others. Our main goals in this research axis are : the understanding of a shape's global structure, and a pose-independent classification of shapes.

3.4. Shape Tracking

Recovering the temporal evolution of a deformable surface is a fundamental task in computer vision, with a large variety of applications ranging from the motion capture of articulated shapes, such as human bodies, to the deformation of complex surfaces such as clothes. Methods that solve for this problem usually infer surface evolutions from motion or geometric cues. This information can be provided by motion capture systems or one of the numerous available static 3D acquisition modalities. In this inference, methods are faced with the challenging estimation of the time-consistent deformation of a surface from cues that can be sparse and noisy. Such an estimation is an ill posed problem that requires prior knowledge on the deformation to be introduced in order to limit the range of possible solutions. Our goal is to devise robust and accurate solutions based on new deformation models that fully exploit the geometric and photometric information available.

3.5. Motion Modeling

Multiple views systems can significantly change the paradigm of motion capture. Traditional motion capture systems provide 3D trajectories of a sparse set of markers fixed on the subject. These trajectories can be transformed into motion parameters on articulated limbs with the help of prior models of the skeletal structure. However, such skeletal models are mainly robotical abstractions that do not describe the true morphology and anatomical motions of humans and animals. On the other hand, 4D models (temporally consistent mesh sequences) provide dense motion information on body's shape while requiring less prior assumption. They represent therefore a new rich source of information on human and animal shape movements. The analysis of such data has nevertheless received few attention yet and tools still need to be developed which is our objective.

NANO-D Project-Team (section vide)

NECS Project-Team

3. Research Program

3.1. Introduction

NECS team deals with Networked Control Systems. Since its foundation in 2007, the team has been addressing issues of control under imperfections and constraints deriving from the network (limited computation resources of the embedded systems, delays and errors due to communication, limited energy resources), proposing co-design strategies. The team has recently moved its focus towards general problems on *control of network systems*, which involve the analysis and control of dynamical systems with a network structure or whose operation is supported by networks. This is a research domain with substantial growth and is now recognized as a priority sector by the IEEE Control Systems Society: IEEE has started in a new journal, IEEE Transactions on Control of Network Systems, whose first issue appeared in 2014.

More in detail, the research program of NECS team is along lines described in the following sections.

3.2. Distributed estimation and data fusion in network systems

This research topic concerns distributed data combination from multiple sources (sensors) and related information fusion, to achieve more specific inference than could be achieved by using a single source (sensor). It plays an essential role in many networked applications, such as communication, networked control, monitoring, and surveillance. Distributed estimation has already been considered in the team. We wish to capitalize and strengthen these activities by focusing on integration of heterogeneous, multidimensional, and large data sets:

- Heterogeneity and large data sets. This issue constitutes a clearly identified challenge for the future. Indeed, heterogeneity comes from the fact that data are given in many forms, refer to different scales, and carry different information. Therefore, data fusion and integration will be achieved by developing new multi-perception mathematical models that can allow tracking continuous (macroscopic) and discrete (microscopic) dynamics under a unified framework while making different scales interact with each other. More precisely, many scales are considered at the same time, and they evolve following a unique fully-integrated dynamics generated by the interactions of the scales. The new multi-perception models will be integrated to forecast, estimate and broadcast useful system states in a distributed way. Targeted applications include traffic networks and navigation, and concern recent grant proposals that team has elaborated, among which the SPEEDD EU FP7 project, which has been accepted and started in February 2014 and the LOCATE-ME project, which treats pedestrian navigation.
- Multidimensionality. This issue concerns the analysis and the processing of multidimensional data, organized in multiway array, in a distributed way. Robustness of previously-developed algorithms will be studied. In particular, the issue of missing data will be taken into account. In addition, since the considered multidimensional data are generated by dynamic systems, dynamic analysis of multiway array (or tensors) will be considered. The targeted applications concern distributed detection in complex networks and distributed signal processing for collaborative networks. This topic is developed in strong collaboration with UFC (Brazil).

3.3. Networked systems and graph analysis

This is a research topic at the boundaries between graph theory and dynamical systems theory.

A first main line of research will be to study complex systems whose interactions are modeled with graphs, and to unveil the effect of the graph topology on system-theoretic properties such as observability or controllability. In particular, on-going work concerns observability of graph-based systems: after preliminary results concerning consensus systems over distance-regular graphs, the aim is to extend results to more general networks. A special focus will be on the notion of ‘generic properties’, namely properties which depend only on the underlying graph describing the sparsity pattern, and hold true almost surely with a random choice of the non-zero coefficients. Further work will be to explore situations in which there is the need for new notions different from the classical observability or controllability. For example, in social networks or in birds flocking the potential leader might have a goal different from classical controllability, because on the one hand he might have a goal much less ambitious than being able to drive the system to any possible state (e.g., he might want to drive everybody near its own opinion, only), and on the other hand he might have much weaker tools to construct its input (e.g., he might not know the whole system’s dynamics, but only a few things, possibly that the system is linear and one row of the matrix only). Another example is the question of detectability of an unknown input under the assumption that such an input has a sparsity constraint, a question arising from the fact that a cyber-physical attack might be modeled as an input aiming at controlling the system’s state, and that limitations in the capabilities of the attacker might be modeled as a sparsity constraint on the input.

A second line of research will concern graph discovery, namely algorithms aiming at reconstructing some properties of the graph (such as the number of vertices, the diameter, the degree distribution, or spectral properties such as the eigenvalues of the graph Laplacian), using some measurements of quantities related to a dynamical system associated with the graph. It will be particularly challenging to consider directed graphs, and to impose that the algorithm is anonymous, i.e., that it does not make use of labels identifying the different agents associated with vertices.

3.4. Collaborative and distributed network control

This research line deals with the problem of designing controllers with a limited use of the network information (i.e. with restricted feedback), and with the aim to reach a pre-specified global behavior. This is in contrast to centralized controllers that use the whole system information and compute the control law at some central node. Collaborative control has already been explored in the team in connection with the underwater robot fleet, and to some extent with the source seeking problem. It remains however a certain number of challenging problems that the team wishes to address:

- Design of control with limited information, able to lead to desired global behaviors. Here the graph structure is imposed by the problem, and we aim to design the “best” possible control under such a graph constraint⁰. The team would like to explore further this research line, targeting a better understanding of possible metrics to be used as a target for optimal control design. In particular, and in connection with the traffic application, the long-standing open problem of ramp metering control under minimum information will be addressed.
- Clustering control for large networks. For large and complex systems composed of several sub-networks, feedback design is usually treated at the sub-network level, and most of the times without taking into account natural interconnections between sub-networks. The team wishes to explore new control strategies, exploiting the emergent behaviors resulting from new interconnections between the network components. This requires first to build network models operating in aggregated clusters, and then to re-formulate problems where the control can be designed using the cluster boundaries rather than individual control loops inside of each network. Examples can be found in the transportation application domain, where a significant challenge will be to obtain dynamic partitioning and clustering of heterogeneous networks in homogeneous sub-networks, and then to control the perimeter flows of the clusters to optimize the network operation.

⁰Such a problem has been previously addressed in some specific applications, particularly robot fleets, and only few recent theoretical works have initiated a more systematic system-theoretic study of sparsity-constrained system realization theory and of sparsity-constrained feedback control

3.5. Transportation networks

This is currently the main application domain of the NECS team. Several interesting problems in this area capture many of the generic networks problems described above. For example, distributed collaborative algorithms can be devised for ramp-metering control and traffic-density balancing can be achieved using consensus concepts. The team is already strongly involved in this field, both this theoretical works on traffic prediction and control, and with the Grenoble Traffic Lab platform. These activities will be continued and strengthened.

NUMED Project-Team

3. Research Program

3.1. Multiscale propagation phenomena in biology

3.1.1. Project team positioning

The originality of our work is the quantitative description of propagation phenomena for some models including several scales. We are able to compute the macroscopic speed of propagation and the distribution with respect to the microscopic variable at relevant locations (*e.g.* the edge and the back of the front) in a wide variety of models.

Multiscale modeling of propagation phenomena raises a lot of interest in several fields of application. This ranges from shock waves in kinetic equations (Boltzmann, BGK, etc...), bacterial chemotactic waves, selection-mutation models with spatial heterogeneities, age-structured models for epidemiology or subdiffusive processes.

Earlier works generally focused on numerical simulations, hydrodynamic limits to average over the microscopic variable, or specific models with only local features, not suitable for most of the relevant models. Our contribution enables to derive the relevant features of propagation analytically, and far from the hydrodynamic regime for a wide range of models including nonlocal interaction terms.

Our recent understanding is closely related to the analysis of large deviations in multiscale dispersion equations, for which we give important contributions too.

These advances are linked to the work of other Inria teams (BANG, DRACULA, BEAGLE), and collaborators in mathematics, physics and theoretical biology in France, Austria and UK.

3.1.2. Recent results

Vincent Calvez has focused on the modelling and analysis of propagation phenomena in structured populations. This includes chemotactic concentration waves, transport-reaction equations, coupling between ecological processes (reaction-diffusion) and evolutionary processes (selection of the fittest trait, adaptation), evolution of age structured populations, and anomalous diffusion.

He has also continued his work on the optimal control of monotone linear dynamical systems, using the Hamilton-Jacobi framework, and the weak KAM theory.

Emeric Bouin has defended his PhD on December 2nd, 2014. He has accomplished his work under the supervision of Vincent Calvez and Emmanuel Grenier. He has studied propagation phenomena in multiscale models. He has focused on some specific behaviours arising from the multiscale nature of the problem, which are not described by classical reaction-diffusion models. For example, he has discovered unexpected acceleration behaviour in kinetic reaction-transport equations (Bouin, Calvez and Nadin, *Arch. Ration. Mech. Anal.* 2014).

Laetitia Giraldi was a post-doctoral fellow funded by the ANR grant MODPOL under the supervision of Vincent Calvez. She studied thoroughly a biomechanical model for the growth of plant or yeast cells. This new model couples standard equations for the displacement of the cell wall under internal pressure, and a reaction-diffusion equation set on the membrane accounting for the growth pattern has a function of the cell geometry. A rigorous linear stability analysis of the growing spherical shape, together with the development of a stable numerical scheme opens the way to future research in the coupling between growth and geometry.

Alvaro Mateos Gonzalez has started a PhD on September 2014 under the supervision of Vincent Calvez, and Hugues Berry (BEAGLE). He has already collaborated fruitfully with Thomas Lepoutre (DRACULA) and Hugues Berry to investigate the long-time asymptotics of a degenerate renewal equation. This is a first step towards the mathematical analysis of anomalous diffusion processes.

3.1.3. Collaborations

- Mathematical description of bacterial chemotactic waves:
 - **N. Bournaveas** (Univ. Edinburgh), **V. Calvez** (ENS de Lyon, Inria NUMED) **B. Perthame** (Univ. Paris 6, Inria BANG), **Ch. Schmeiser** (Univ. Vienna), **N. Vauchelet**: design of the model, analysis of traveling waves, analysis of optimal strategies for bacterial foraging.
 - **J. Saragosti**, **V. Calvez** (ENS de Lyon, Inria NUMED), **A. Buguin**, **P. Silberzan** (Institut Curie, Paris): experiments, design of the model, identification of parameters.
 - **F. Filbet**, **C. Yang** (Univ. Lyon 1): numerical simulations in 2D in curved geometries.
- Transport-reaction waves and large deviations:
 - **E. Bouin**, **V. Calvez** (ENS de Lyon, Inria NUMED), **E. Grenier** (ENS de Lyon, Inria NUMED), **G. Nadin** (Univ. Paris 6)
- Selection-mutation models of invasive species:
 - **E. Bouin** (ENS de Lyon, Inria NUMED), **V. Calvez** (ENS de Lyon, Inria NUMED), **S. Mirrahimi** (Inst. Math. Toulouse): construction of traveling waves, asymptotic propagation of fronts,
 - **E. Bouin** (ENS de Lyon, Inria NUMED), **V. Calvez** (ENS de Lyon, Inria NUMED), **N. Meunier**, (Univ. Paris 5), **B. Perthame** (Univ. Paris 6, Inria Bang), **G. Raoul** (CEFE, Montpellier), **R. Voituriez** (Univ. Paris 6): formal analysis, derivation of various asymptotic regimes.
- Age-structured equations for subdiffusive processes (just starting)
 - **H. Berry** (Inria BEAGLE), **V. Calvez** (ENS de Lyon, Inria NUMED), **Th. Lepoutre** (Inria DRACULA), **P. Gabriel** (Univ. UVSQ)

This work is also supported by a PEPS project (CNRS) "Physique Théorique et ses Interfaces", led by N. Vauchelet (Univ. Paris 6).

3.2. Growth of biological tissues

3.2.1. Project-team positioning

The originality of our work is the derivation, analysis and numerical simulations of mathematical model for growing cells and tissues. This includes mechanical effects (growth induces a modification of the mechanical stresses) and biological effects (growth is potentially influenced by the mechanical forces).

This leads to innovative models, adapted to specific biological problems (*e.g.* suture formation, cell polarisation), but which share similar features. We perform linear stability analysis, and look for pattern formation issues (at least instability of the homogeneous state).

The biophysical literature of such models is large. We refer to the groups of Ben Amar (ENS Paris), Boudaoud (ENS de Lyon), Mahadevan (Harvard), etc.

Our team combines strong expertise in reaction-diffusion equations (V. Calvez) and mechanical models (P. Vignaux). We develop linear stability analysis on evolving domains (due to growth) for coupled biomechanical systems.

Another direction of work is the mathematical analysis of classical tumor growth models. These continuous mechanics models are very close to classical equations like Euler or Navier Stokes equations in fluid mechanics. However they bring their own difficulties: Darcy law, multispecies equations, non newtonian dynamics (Bingham flows). Part of our work consists in deriving existence results and designing acute numerical schemes for these equations.

3.2.2. Recent results

We have worked on several biological issues. Cell polarisation is the main one. We first analyzed a nonlinear model proposed by theoretical physicists and biologists to describe spontaneous polarisation of the budding yeast *S. cerevisiae*. The model assumes a dynamical transport of molecules in the cytoplasm. It is analogous to the Keller-Segel model for cell chemotaxis, except for the source of the transport flux. We developed nonlinear analysis and entropy methods to investigate pattern formation (Calvez et al 2012). We are currently validating the model on experimental data. The analysis of polarization of a single cell is a preliminary step before the study of mating in a population of yeast cells. In the mating phase, secretion of pheromones induces a dialogue between cells of opposite types.

We also derive realistic models for the growth of the fission yeast *S. pombe*. We proposed two models which couple growth and geometry of the cell. We aim to tackle the issue of pattern formation, and more specifically the instability of the spherical shape, leading to a rod shape. The mechanical coupling involves the distribution of microtubules in the cytoplasm, which bring material to the cell wall.

Over the evaluation period, Paul Vigneaux developed expertise in modelling and design of new numerical schemes for complex fluid models of the viscoplastic type. Associated materials are involved in a broad range of applications ranging from chemical industry to geophysical and biological materials. In the context of NUMED, this expertise is linked to the development of complex constitutive laws for cancer cell tissue. During the period, NUMED used mixed compressible/incompressible fluid model for tumor growth and viscoelastic fluid model. Viscoplastic is one of the other types of complex fluid model which is usable in the field. Mathematically, it involves variational inequalities and the need for specific numerical methods.

3.2.3. Collaborations

- **V. Calvez** (ENS de Lyon, Inria NUMED), **Th. Lepoutre** (Inria DRACULA), **N. Meunier**, (Univ. Paris 5), **N. Muller** (Univ. Paris 5), **P. Vigneaux** (ENS de Lyon, Inria NUMED): mathematical analysis of cell polarisation, numerical simulations
- **V. Calvez** (ENS de Lyon, Inria NUMED), **N. Meunier**, (Univ. Paris 5), **M. Piel**, (Institut Curie, Paris), **R. Voituriez** (Univ. Paris 6): biomechanical modeling of the growth of *S. pombe*
- **D. Bresch** (Univ. Chambéry), **V. Calvez** (ENS de Lyon, Inria NUMED), **R.H. Khonsari** (King's College London, CHU Nantes), **J. Olivier** (Univ. Aix-Marseille), **P. Vigneaux** (ENS de Lyon, Inria NUMED): modeling, analysis and simulations of suture formation.
- **Didier Bresch** (Univ Chambéry), **Benoit Desjardins**(Moma group): petrology.

ANR JCJC project "MODPOL", *Mathematical models for cell polarization*, led by Vincent Calvez (ENS de Lyon, CNRS, Inria NUMED).

3.3. Multiscale models in oncology

3.3.1. Project-team positioning

Since 15 years, the development of mathematical models in oncology has become a significant field of research throughout the world. Several groups of researchers in biomathematics have developed complex and multiscale continuous and discrete models to describe the pathological processes as well as the action of anticancer anti-cancer drugs. Many groups in US (e.g. Alexander Anderson's lab, Kristin Swansson's lab) and in Canada (e.g. Thomas Hillen, Gerda de Vries), quickly developed and published interesting modeling frameworks. The setup of European networks such as the Marie Curie research and training networks managed by Nicolas Bellomo and Luigi Preziosi constituted a solid and fertile ground for the development of new oncology models by teams of biomathematicians and in particular Zvia Agur (Israel), Philip Maini (UK), Helen Byrne (UK), Andreas Deutsch (Germany), or Miguel Herrero (Spain).

3.3.2. Results

We have worked on the development of a multiscale system for modeling the complexity of the cancer disease and generate new hypothesis on the use of anti-cancer drugs. This model relies on a multiscale formalism integrating a subcellular level integrating molecular interactions, a cell level (integrating the regulation of the cell cycle at the levels of individual cells) and a macroscopic level for describing the spatio-temporal dynamics of different types of tumor tissues (proliferating, hypoxic and necrotic). The model is thus composed by a set of partial differential equations (PDEs) integrating molecular network up to tissue dynamics using lax from fluid dynamic. This formalism is useful to investigate theoretically different cancer processes such as the angiogenesis and invasion. We have published several examples and case studies of the use of this model in particular, the action of phase-specific chemotherapies (Ribba, You et al. 2009), the use of anti-angiogenic drugs (Billy, Ribba et al. 2009) and their use in combination with chemotherapies (Lignet, Benzekry et al. 2013). This last work also integrates a model of the VEGF molecular pathway for proliferation and migration of endothelial cells in the context of cancer angiogenesis (Lignet, Calvez et al. 2013).

If these types of models present interesting framework to theoretically investigate biological hypothesis, they however present limitation due to their large number of parameters. In consequence, we decided to stop the development of the multiscale platform until exploration of alternative modeling strategies to deal with real data. We focus our interest on the use of mixed-effect modeling techniques as classically used in the field of pharmacokinetic and pharmacodynamics modeling. The general principal of this approach lies in the integration of several levels of variability in the model thus allowing for the simultaneous analysis of data in several individuals. Nowadays, complex algorithms allow for dealing with this problem when the model is composed by few ordinary differential equations (ODEs). However, no similar parameter estimation method is available for models defined as PDEs. In consequence, we decided: 1. To develop more simple models, based on systems of ODEs, assuming simplistic hypothesis of tumor growth and response to treatment but with a real focus on model ability to predict real data. 2. To work alone the development of parameter estimation methods for PDE models in oncology.

3.4. Parametrization of complex systems

3.4.1. Project-team positioning

We focus on a specific problem: the "population" parametrization of a complex system. More precisely, instead of trying to look for parameters in order to fit the available data for one patient, in many cases it is more pertinent to look for the distribution of the parameters (assuming that it is gaussian or log gaussian) in a population of patients, and to maximize the likelihood of the observations of all patients. It is a very useful strategy when few data per patients are available, but when we have a lot of patients. The number of parameters to find is multiplied by two (average and standard deviation for each parameter) but the number of data is greatly increased.

This strategy, that we will call "population" parametrization has been initiated in the eighties by software like Nonmem. Recently Marc Lavielle (Popix team) made a series of breakthroughs and designed a new powerfull algorithm, leading to Monolix software.

However population parametrization is very costly. It requires several hundred of thousands of model evaluations, which may be very long.

3.4.2. Results

We address the problem of computation time when the complex model is long to evaluate. In simple cases like reaction diffusion equations in one space dimension, the evaluation of the model may take a few seconds of even a few minutes. In more realistic geometries, the computation time would be even larger and can reach the hour or day. It is therefore impossible to run a SAEM algorithm on such models, since it would be much too long. Moreover the underlying algorithm can not be parallelized.

We propose a new iterative approach combining a SAEM algorithm together with a kriging. This strategy appears to be very efficient, since we were able to parametrize a PDE model as fast as a simple ODE model.

We are currently developing the corresponding software.

3.5. Models for the analysis of efficacy data in oncology

3.5.1. Project-team positioning

The development of new drugs for oncology patients faces significant issues with a global attrition rate of 95 percents and only 40 percents of drug approval in phase III after successful phase II. As for meteorology, the analysis through modeling and simulation (MS), of time-course data related to anticancer drugs efficacy and/or toxicity constitutes a rational method for predicting drugs efficacy in patients. This approach, now supported by regulatory agencies such as the FDA, is expected to improve the drug development process and in consequence the treatment of cancer patients. A private company, Pharsight, has nowadays the leader team in the development of such modeling frameworks. In 2009, this team published a model describing tumor size time-course in more than one thousand colorectal cancer patients. This model was used in an MS framework to predict the outcome of a phase III clinical trials based on the analysis of phase II data. From 2009 to 2013, 12 published articles address similar analysis of different therapeutic indications such as lung, prostate, thyroid and renal cancer. A similar modeling activity is also proposed for the analysis of data in preclinical experiments, and in particular, experiments in mice. Animal experiments represent critical stages to decide if a drug molecule should be tested in humans. MS methods are considered as tools to better investigate the mechanisms of drug action and to potentially facilitate the transition towards the clinical phases of the drug development process. Our team has worked in the development of two modeling frameworks with application in both preclinical and clinical oncology. For the preclinical context, we have worked on the development of models focusing on the process of tumor angiogenesis, i.e. the formation of intra-tumoral blood vessels. At the clinical level, we have developed a model to predict tumor size dynamics in patients with low-grade glioma.

At Inria, several project-teams have developed similar efforts. The project-team BANG has a solid experience in the development of age-structured models of the cell cycle and tissue regulation of tumors with clinical applications for chronotherapy. BANG is also currently applying these types of partial differential equation (PDE) models to the study of leukemia through collaboration with the project-team DRACULA. Project-team MC2 has recently shown that the analysis, through a simplified PDE model of tumor growth and treatment response, of 3D imaging, could lead to correct prediction of tumor volume evolution in patients with pulmonary metastasis from thyroid cancer. Regarding specifically the modeling of brain tumors, project-team ASCLEPIOS has brought an important contribution towards personalized medicine in analyzing 3D data information from MRI with a multiscale model that describes the evolution of high grade gliomas in the brain. Their framework relies on the cancer physiopathological model that was mainly developed by Kristin Swanson and her group at the university of Washington.

Outside from Inria, we wish to mention here the work of the group of Florence Hubert in Marseille in the development of models with an interesting compromise between mathematical complexity and data availability. A national ANR project led by the team is expected to support the development of an MS methodology for the analysis of tumor size data in patients with metastases.

3.5.2. Results

Regarding our contribution in preclinical modeling, we have developed a model to analyze the dynamics of tumor progression in nude mice xenografted with HT29 or HCT116 colorectal cancer cells. This model, based on a system of ordinary differential equations (ODEs), integrated the different types of tumor tissues, and in particular, the proliferating, hypoxic and necrotic tissues. Practically, in our experiment, tumor size was periodically measured, and percentages of hypoxic and necrotic tissue were assessed using immunohistochemistry techniques on tumor samples after euthanasia. In the proposed model, the peripheral non-hypoxic tissue proliferates according to a generalized-logistic equation where the maximal tumor size is represented by a variable called "carrying capacity". The ratio of the whole tumor size to the carrying capacity was used to define the hypoxic stress. As this stress increases, non-hypoxic tissue turns hypoxic. Hypoxic tissue does not stop proliferating, but hypoxia constitutes a transient stage before the tissue becomes necrotic. As the tumor grows, the carrying capacity increases owing to the process of angiogenesis (Ribba, Watkin et al. 2011). The model

is shown to correctly predict tumor growth dynamics as well as percentages of necrotic and hypoxic tissues within the tumor.

Regarding our contribution in clinical oncology, we developed an ODE model based on the analysis of mean tumor diameter (MTD) time-course in low-grade glioma patients (Ribba, Kaloshi et al. 2012).

In this model, the tumor is composed of proliferative (P) and non-proliferative quiescent tissue (Q) expressed in millimeters. The proportion of proliferative tissue transitioning into quiescence is constant. The treatment directly eliminates proliferative cells by inducing lethal DNA damage while these cells progress through the cell cycle. The quiescent cells are also affected by the treatment and become damaged quiescent cells (k_{PQ}). Damaged quiescent cells, when re-entering the cell cycle, can repair their DNA and become proliferative once again (transition from Q_P to P) or can die due to unrepaired damages. We modeled the pharmacokinetics of the PCV chemotherapy using a kinetic-pharmacodynamic (K-PD) approach, in which drug concentration is assumed to decay according to an exponential function. In this model, we did not consider the three drugs separately. Rather, we assumed the treatment to be represented as a whole by a unique variable (C), which represents the concentration of a virtual drug encompassing the three chemotherapeutic components of the PCV regimen. We modeled the exact number of treatment cycles administered by setting the value of C to 1 (arbitrary unit) at the initiation of each cycle (T_{Treat}): $C(T = T_{Treat}) = 1$.

The resulting model is as follows:

$$\begin{aligned}
 \frac{dC}{dt} &= -KDE \times C \\
 \frac{dP}{dt} &= \lambda_P P \left(1 - \frac{P^{\star\star}}{K}\right) + k_{Q_P P} Q_P - k_{PQ} P - \gamma \times C \times KDE \times P \\
 \frac{dQ}{dt} &= k_{PQ} P - \gamma \times C \times KDE \times Q \\
 \frac{dQ_P}{dt} &= \gamma \times C \times KDE \times Q - k_{Q_P P} Q_P - \delta_{Q_P} Q_P
 \end{aligned} \tag{6}$$

We challenged this model with additional patient data. In particular, MTD time-course information from 24 patients treated with TMZ (subset of the 120 patients from SH) and 25 patients treated with radiotherapy (SH). Note that exactly the same K-PD approach was used to model treatment pharmacokinetic (including for radiotherapy). This choice, though not really realistic was adopted for simplicity reasons: the same model can be indifferently applied to the three different treatment modalities of LGG patients.

3.5.3. Collaborations

François Ducray and Jérôme Honnorat (Pierre Wertheimer Hospital in Lyon)

External support: grant INSERM PhysiCancer 2012 and Inria IPL MONICA

3.6. Stroke

3.6.1. Project team positioning

Stroke is a major public health problem since it represents the second leading cause of death worldwide and the first cause of acquired disability in adults.

Numed is currently starting completely new issues with D. Rousseau (INSA) and his team. We have now at hand a large data base of clinical images. Our aim is to develop model which are able to predict the final size of the dead brain area as a function of the first two clinical data.

OPALE Project-Team

3. Research Program

3.1. Functional and numerical analysis of PDE systems

Our common scientific background is the functional and numerical analysis of PDE systems, in particular with respect to nonlinear hyperbolic equations such as conservation laws of gas-dynamics.

Whereas the structure of weak solutions of the Euler equations has been thoroughly discussed in both the mathematical and fluid mechanics literature, in similar hyperbolic models, focus of new interest, such as those related to traffic, the situation is not so well established, except in one space dimension, and scalar equations. Thus, the study of such equations is one theme of emphasis of our research.

The well-developed domain of numerical methods for PDE systems, in particular finite volumes, constitute the sound background for PDE-constrained optimization.

3.2. Numerical optimization of PDE systems

Partial Differential Equations (PDEs), finite volumes/elements, geometrical optimization, optimum shape design, multi-point/multi-criterion/multi-disciplinary optimization, shape parameterization, gradient-based/evolutionary/hybrid optimizers, hierarchical physical/numerical models, Proper Orthogonal Decomposition (POD)

Optimization problems involving systems governed by PDEs, such as optimum shape design in aerodynamics or electromagnetics, are more and more complex in the industrial setting.

In certain situations, the major difficulty resides in the costly evaluation of a functional by means of a simulation, and the numerical method to be used must exploit at best the problem characteristics (regularity or smoothness, local convexity).

In many other cases, several criteria are to be optimized and some are non differentiable and/or non convex. A large set of parameters, sometimes of different types (boolean, integer, real or functional), are to be taken into account, as well as constraints of various types (physical and geometrical, in particular). Additionally, today's most interesting optimization pre-industrial projects are multi-disciplinary, and this complicates the mathematical, physical and numerical settings. Developing *robust optimizers* is therefore an essential objective to make progress in this area of scientific computing.

In the area of numerical optimization algorithms, the project aims at adapting classical optimization methods (simplex, gradient, quasi-Newton) when applicable to relevant engineering applications, as well as developing and testing less conventional approaches such as Evolutionary Strategies (ES), including Genetic or Particle-Swarm Algorithms, or hybrid schemes, in contexts where robustness is a very severe constraint.

In a different perspective, the heritage from the former project Sinus in Finite-Volumes (or -Elements) for nonlinear hyperbolic problems, leads us to examine cost-efficiency issues of large shape-optimization applications with an emphasis on the PDE approximation; of particular interest to us:

- best approximation and shape-parameterization,
- convergence acceleration (in particular by multi-level methods),
- model reduction (e.g. by *Proper Orthogonal Decomposition*),
- parallel and grid computing; etc.

3.3. Geometrical optimization

Jean-Paul Zolesio and Michel Delfour have developed, in particular in their book [6], a theoretical framework for geometrical optimization and shape control in Sobolev spaces.

In preparation to the construction of sound numerical techniques, their contribution remains a fundamental building block for the functional analysis of shape optimization formulations.

3.4. Integration platforms

Developing grid, cloud and high-performance computing for complex applications is one of the priorities of the IST chapter in the 7th Framework Program of the European Community. One of the challenges of the 21st century in the computer science area lies in the integration of various expertise in complex application areas such as simulation and optimization in aeronautics, automotive and nuclear simulation. Indeed, the design of the reentry vehicle of a space shuttle calls for aerothermal, aerostructure and aerodynamics disciplines which all interact in hypersonic regime, together with electromagnetics. Further, efficient, reliable, and safe design of aircraft involve thermal flows analysis, consumption optimization, noise reduction for environmental safety, using for example aeroacoustics expertise.

The integration of such various disciplines requires powerful computing infrastructures and particular software coupling techniques. Simultaneously, advances in computer technology militate in favor of the use of massively parallel clusters including hundreds of thousands of processors connected by high-speed gigabits/sec networks. This conjunction makes it possible for an unprecedented cross-fertilization of computational methods and computer science. New approaches including evolutionary algorithms, parameterization, multi-hierarchical decomposition lend themselves seamlessly to parallel implementations in such computing infrastructures. This opportunity is being dealt with by the Opale project-team since its very beginning. A software integration platform has been designed by the Opale project-team for the definition, configuration and deployment of multidisciplinary applications on a distributed heterogeneous infrastructure. Experiments conducted within European projects and industrial cooperations using CAST have led to significant performance results in complex aerodynamics optimization test-cases involving multi-elements airfoils and evolutionary algorithms, i.e. coupling genetic and hierarchical algorithms involving game strategies [77].

The main difficulty still remains however in the deployment and control of complex distributed applications by the end-users. Indeed, the deployment of the computing infrastructures and of the applications in such environments still requires specific expertise by computer science specialists. However, the users, which are experts in their particular application fields, e.g. aerodynamics, are not necessarily experts in distributed and grid computing. Being accustomed to Internet browsers, they want similar interfaces to interact with high-performance computing and problem-solving environments. A first approach to solve this problem is to define component-based infrastructures, e.g. the Corba Component Model, where the applications are considered as connection networks including various application codes. The advantage is here to implement a uniform approach for both the underlying infrastructure and the application modules. However, it still requires specific expertise not directly related to the application domains of each particular user. A second approach is to make use of web services, defined as application and support procedures to standardize access and invocation to remote support and application codes. This is usually considered as an extension of Web services to distributed infrastructures. A new approach, which is currently being explored by the Opale project, is the design of a virtual computing environment able to hide the underlying high-performance-computing infrastructures to the users. The team is exploring the use of distributed workflows to define, monitor and control the execution of high-performance simulations on distributed clusters. The platform includes resilience, i.e., fault-tolerance features allowing for resource demanding and erroneous applications to be dynamically restarted safely, without user intervention.

PERCEPTION Project-Team

3. Research Program

3.1. Audio-Visual Scene Analysis

From 2006 to 2009, R. Horaud was the scientific coordinator of the collaborative European project POP (Perception on Purpose), an interdisciplinary effort to understand visual and auditory perception at the crossroads of several disciplines (computational and biological vision, computational auditory analysis, robotics, and psychophysics). This allowed the PERCEPTION team to launch an interdisciplinary research agenda that has been very active for the last five years. There are very few teams in the world that gather scientific competences spanning computer vision, audio signal processing, machine learning and human-robot interaction. The fusion of several sensorial modalities resides at the heart of the most recent biological theories of perception. Nevertheless, multi-sensor processing is still poorly understood from a computational point of view. In particular and so far, audio-visual fusion has been investigated in the framework of speech processing using close-distance cameras and microphones. The vast majority of these approaches attempt to model the temporal correlation between the auditory signals and the dynamics of lip and facial movements. Our original contribution has been to consider that audio-visual localization and recognition are equally important. We have proposed to take into account the fact that the audio-visual objects of interest live in a three-dimensional physical space and hence we contributed to the emergence of *audio-visual scene analysis* as a scientific topic in its own right. We proposed several novel statistical approaches based on supervised and unsupervised mixture models. The *conjugate mixture model* (CMM) is an unsupervised probabilistic model that allows to cluster observations from different modalities (e.g., vision and audio) living in different mathematical spaces [9], [16]. We thoroughly investigated CMM, provided practical resolution algorithms and studied their convergence properties. We developed several methods for sound localization using two or more microphones [15]. The *Gaussian locally-linear model* (GLLiM) is a partially supervised mixture model that allows to map high-dimensional observations (audio, visual, or concatenations of audio-visual vectors) onto low-dimensional manifolds with a partially known structure [19]. This model is particularly well suited for perception because it encodes both observable and unobservable phenomena. A variant of this model, namely *probabilistic piecewise affine mapping* has also been proposed and successfully applied to the problem of sound-source localization and separation [18]. The European project HUMAVIPS (2010-2013), coordinated by R. Horaud, applied audio-visual scene analysis to human-robot interaction.

3.2. Binocular Vision

Stereoscopy is one of the most studied topics in biological and computer vision. Nevertheless, classical approaches of addressing this problem fail to integrate eye/camera vergence. From a geometric point of view, the integration of vergence is difficult because one has to re-estimate the epipolar geometry at every new eye/camera rotation. From an algorithmic point of view, it is not clear how to combine depth maps obtained with different eyes/cameras relative orientations. Therefore, we addressed the more general problem of binocular vision that combines the low-level eye/camera geometry, sensor rotations, and practical algorithms based on global optimization [4], [11]. We studied the link between mathematical and computational approaches to stereo (global optimization and Markov random fields) and the brain plausibility of some of these approaches: indeed, we proposed an original mathematical model for the complex cells in visual-cortex areas V1 and V2 that is based on steering Gaussian filters and that admits simple solutions [5]. This addresses the fundamental issue of how local image structure is represented in the brain/computer and how this structure is used for estimating a dense disparity field. Therefore, the main originality of our work is to address both computational and biological issues within a unifying model of binocular vision. Another equally important problem that still remains to be solved is how to integrate binocular depth maps over time. Recently, we have addressed this problem and proposed a semi-global optimization framework that starts with sparse yet reliable matches and proceeds with propagating them over both space and time. The concept of seed-match propagation has then been extended to TOF-stereo fusion.

3.3. Binaural Hearing

Audio-visual fusion algorithms necessitate that the two modalities are represented in the same mathematical space. Binaural hearing allows to extract sound-source localization (SSL) information from the acoustic signals recorded with two microphones. We have developed several methods, that perform sound localization in the temporal and the spectral domains. If a direct path is assumed, one can exploit the *time difference of arrival* (TDOA) between two microphones to recover the position of the sound source with respect to the position of the two microphones. The solution is not unique in this case, the sound source lies onto a 2D manifold. However, if one further assumes that the sound source lies in a horizontal plane, it is then possible to extract the azimuth. We used this approach to predict possible sound locations in order to estimate the direction of a speaker [16]. We also developed a geometric formulation and we showed that with four non-coplanar microphones the azimuth and elevation of a single source can be estimated without ambiguity [15]. We also investigated SSL in the spectral domain. This exploits the filtering effects of the head related transfer function (HRTF): there is a different HRTF for the left and right microphones. The interaural spectral features, namely the ILD (interaural level difference) and IPD (interaural phase difference) can be extracted from the short-time Fourier transforms of the two signals. The sound direction is encoded in these interaural features but it is not clear how to make SSL explicit in this case. We proposed a supervised learning formulation that estimates a mapping from interaural spectral features (ILD and IPD) to source directions using two different setups: audio-motor learning [18] and audio-visual learning [24]. Currently we generalize this approach to an arbitrary number of microphones.

3.4. Visual Reconstruction With Multiple Color and Depth Cameras

For the last decade, one of the most active topics in computer vision has been the visual reconstruction of objects, people, and complex scenes using a multiple-camera setup. The PERCEPTION team has pioneered this field and by 2006 several team members published seminal papers in the field. Recent work has concentrated onto the robustness of the 3D reconstructed data using probabilistic outlier rejection techniques combined with algebraic geometry principles and linear algebra solvers [14]. Subsequently, we proposed to combine 3D representations of shape (meshes) with photometric data [12]. The originality of this work was to represent photometric information as a scalar function over a discrete Riemannian manifold, thus *generalizing image analysis to mesh and graph analysis*. Manifold equivalents of local-structure detectors and descriptors were developed [13]. The outcome of this pioneering work has been twofold: the formulation of a new research topic now addressed by several teams in the world, and allowed us to start a three year collaboration with Samsung Electronics. We developed the novel concept of *mixed camera systems* combining high-resolution color cameras with low-resolution depth cameras [34], [21], [20]. Together with our start-up company 4D Views Solutions and with Samsung, we developed the first practical depth-color multiple-camera multiple-PC system and the first algorithms to reconstruct high-quality 3D content.

3.5. Registration, Tracking and Recognition of People and Actions

The analysis of articulated shapes has challenged standard computer vision algorithms for a long time. There are two difficulties associated with this problem, namely how to represent articulated shapes and how to devise robust registration and tracking methods. We addressed both these difficulties and we proposed a novel kinematic representation that integrates concepts from robotics and from the geometry of vision. In 2008 we proposed a method that parameterizes the occluding contours of a shape with its intrinsic kinematic parameters, such that there is a direct mapping between observed image features and joint parameters [10]. This deterministic model has been motivated by the use of 3D data gathered with multiple cameras. However, this method was not robust to various data flaws and could not achieve state-of-the-art results on standard dataset. Subsequently, we addressed the problem using probabilistic generative models. We formulated the problem of articulated-pose estimation as a maximum-likelihood with missing data and we devised several tractable algorithms [8], [7]. We proposed several expectation-maximization procedures applied to various articulated shapes: human bodies, hands, etc. In parallel, we proposed to segment and register articulated shapes represented with graphs by embedding these graphs using the spectral properties of graph Laplacians

[17]. This turned out to be a very original approach that has been followed by many other researchers in computer vision and computer graphics.

PRIMA Project-Team

3. Research Program

3.1. Situation Models for Context Aware Systems and Services

Context Awareness, Smart Spaces

3.1.1. Summary

Over the last few years, the PRIMA group has pioneered the use of context aware observation of human activity in order to provide non-disruptive services. In particular, we have developed a conceptual framework for observing and modeling human activity, including human-to-human interaction, in terms of situations.

Encoding activity in situation models provides a formal representation for building systems that observe and understand human activity. Such models provide scripts of activities that tell a system what actions to expect from each individual and the appropriate behavior for the system. A situation model acts as a non-linear script for interpreting the current actions of humans, and predicting the corresponding appropriate and inappropriate actions for services. This framework organizes the observation of interaction using a hierarchy of concepts: scenario, situation, role, action and entity. Situations are organized into networks, with transition probabilities, so that possible next situations may be predicted from the current situation.

Current technology allows us to handcraft real-time systems for a specific services. The current hard challenge is to create a technology to automatically learn and adapt situation models with minimal or no disruption of human activity. An important current problem for the PRIMA group is the adaptation of Machine Learning techniques for learning situation models for describing the context of human activity.

3.1.2. Detailed Description

Context Aware Systems and Services require a model for how humans think and interact with each other and their environment. Relevant theories may be found in the field of cognitive science. Since the 1980's, Philippe Johnson-Laird and his colleagues have developed an extensive theoretical framework for human mental models [45], [46]. Johnson Laird's "situation models", provide a simple and elegant framework for predicting and explaining human abilities for spatial reasoning, game playing strategies, understanding spoken narration, understanding text and literature, social interaction and controlling behavior. While these theories are primarily used to provide models of human cognitive abilities, they are easily implemented in programmable systems [34], [33].

In Johnson-Laird's Situation Models, a situation is defined as a configuration of relations over entities. Relations are formalized as N-ary predicates such as beside or above. Entities are objects, actors, or phenomena that can be reliably observed by a perceptual system. Situation models provide a structure for organizing assemblies of entities and relations into a network of situations. For cognitive scientists, such models provide a tool to explain and predict the abilities and limitations of human perception. For machine perception systems, situation models provide the foundation for assimilation, prediction and control of perception. A situation model identifies the entities and relations that are relevant to a context, allowing the perception system to focus limited computing and sensing resources. The situation model can provide default information about the identities of entities and the configuration of relations, allowing a system to continue to operate when perception systems fail or become unreliable. The network of situations provides a mechanism to predict possible changes in entities or their relations. Finally, the situation model provides an interface between perception and human centered systems and services. On the one hand, changes in situations can provide events that drive service behavior. At the same time, the situation model can provide a default description of the environment that allows human-centered services to operate asynchronously from perceptual systems.

We have developed situation models based on the notion of a script. A theatrical script provides more than dialog for actors. A script establishes abstract characters that provide actors with a space of activity for expression of emotion. It establishes a scene within which directors can layout a stage and place characters. Situation models are based on the same principle.

A script describes an activity in terms of a scene occupied by a set of actors and props. Each actor plays a role, thus defining a set of actions, including dialog, movement and emotional expressions. An audience understands the theatrical play by recognizing the roles played by characters. In a similar manner, a user service uses the situation model to understand the actions of users. However, a theatrical script is organised as a linear sequence of scenes, while human activity involves alternatives. In our approach, the situation model is not a linear sequence, but a network of possible situations, modeled as a directed graph.

Situation models are defined using roles and relations. A role is an abstract agent or object that enables an action or activity. Entities are bound to roles based on an acceptance test. This acceptance test can be seen as a form of discriminative recognition.

There is no generic algorithm capable of robustly recognizing situations from perceptual events coming from sensors. Various approaches have been explored and evaluated. Their performance is very problem and environment dependent. In order to be able to use several approaches inside the same application, it is necessary to clearly separate the specification of scenario and the implementation of the program that recognizes it, using a Model Driven Engineering approach. The transformation between a specification and its implementation must be as automatic as possible. We have explored three implementation models :

- *Synchronized petri net.* The Petri Net structure implements the temporal constraints of the initial context model (Allen operators). The synchronisation controls the Petri Net evolution based on roles and relations perception. This approach has been used for the Context Aware Video Acquisition application.
- *Fuzzy Petri Nets.* The Fuzzy Petri Net naturally expresses the smooth changes of activity states (situations) from one state to another with gradual and continuous membership function. Each fuzzy situation recognition is interpreted as a new proof of the recognition of the corresponding context. Proofs are then combined using fuzzy integrals. This approach has been used to label videos with a set of predefined scenarios (context).
- *Hidden Markov Model.* This probabilistic implementation of the situation model integrates uncertainty values that can both refer to confidence values for events and to a less rigid representation of situations and situations transitions. This approach has been used to detect interaction groups and to determinate who is interacting with whom and thus which interaction groups are formed.

Currently situation models are constructed by hand. Our challenge is to provide a technology by which situation models may be adapted and extended by explicit and implicit interaction with the user. An important aspect of taking services to the real world is an ability to adapt and extend service behaviour to accommodate individual preferences and interaction styles. Our approach is to adapt and extend an explicit model of user activity. While such adaptation requires feedback from users, it must avoid or at least minimize disruption. We are currently exploring reinforcement learning approaches to solve this problem.

With a reinforcement learning approach, the system is rewarded and punished by user reactions to system behaviours. A simplified stereotypic interaction model assures a initial behaviour. This prototypical model is adapted to each particular user in a way that maximizes its satisfaction. To minimize distraction, we are using an indirect reinforcement learning approach, in which user actions and consequences are logged, and this log is periodically used for off-line reinforcement learning to adapt and refine the context model.

Adaptations to the context model can result in changes in system behaviour. If unexpected, such changes may be disturbing for the end users. To keep user's confidence, the learned system must be able to explain its actions. We are currently exploring methods that would allow a system to explain its model of interaction. Such explanation is made possible by explicit describing context using situation models.

The PRIMA group has refined its approach to context aware observation in the development of a process for real time production of a synchronized audio-visual stream based using multiple cameras, microphones and other information sources to observe meetings and lectures. This "context aware video acquisition system" is an automatic recording system that encompasses the roles of both the cameraman and the director. The system determines the target for each camera, and selects the most appropriate camera and microphone to record the current activity at each instant of time. Determining the most appropriate camera and microphone requires a model of activities of the actors, and an understanding of the video composition rules. The model of the activities of the actors is provided by a "situation model" as described above.

In collaboration with France Telecom, we have adapted this technology to observing social activity in domestic environments. Our goal is to demonstrate new forms of services for assisted living to provide non-intrusive access to care as well to enhance informal contact with friends and family.

3.2. Service Oriented Architectures for Intelligent Environments

Software Architecture, Service Oriented Computing, Service Composition, Service Factories, Semantic Description of Functionalities

Intelligent environments are at the confluence of multiple domains of expertise. Experimenting within intelligent environments requires combining techniques for robust, autonomous perception with methods for modeling and recognition of human activity within an inherently dynamic environment. Major software engineering and architecture challenges include accomodation of a heterogeneous of devices and software, and dynamically adapting to changes human activity as well as operating conditions.

The PRIMA project explores software architectures that allow systems to be adapt to individual user preferences. Interoperability and reuse of system components is fundamental for such systems. Adopting a shared, common Service Oriented Architecture (SOA) architecture has allowed specialists from a variety of subfields to work together to build novel forms of systems and services.

In a service oriented architecture, each hardware or software component is exposed to the others as a "service". A service exposes its functionality through a well defined interface that abstracts all the implementation details and that is usually available through the network.

The most commonly known example of a service oriented architecture are the Web Services technologies that are based on web standards such as HTTP and XML. Semantic Web Services proposes to use knowledge representation methods such as ontologies to give some semantic to services functionalities. Semantic description of services makes it possible to improve the interoperability between services designed by different persons or vendors.

Taken out of the box, most SOA implementations have some "defects" preventing their adoption. Web services, due to their name, are perceived as being only for the "web" and also as having a notable performance overhead. Other implementations such as various propositions around the Java virtual machine, often requires to use a particular programming language or are not distributed. Intelligent environments involves many specialist and a hard constraint on the programming language can be a real barrier to SOA adoption.

The PRIMA project has developed OMiSCID, a middleware for service oriented architectures that addresses the particular problematics of intelligent environments. OMiSCID has emerged as an effective tool for unifying access to functionalities provided from the lowest abstraction level components (camera image acquisition, image processing) to abstract services such as activity modeling and personal assistant. OMiSCID has facilitated cooperation by experts from within the PRIMA project as well as in projects with external partners.

3.3. Robust view-invariant Computer Vision

Local Appearance, Affine Invariance, Receptive Fields

3.3.1. Summary

A long-term grand challenge in computer vision has been to develop a descriptor for image information that can be reliably used for a wide variety of computer vision tasks. Such a descriptor must capture the information in an image in a manner that is robust to changes the relative position of the camera as well as the position, pattern and spectrum of illumination.

Members of PRIMA have a long history of innovation in this area, with important results in the area of multi-resolution pyramids, scale invariant image description, appearance based object recognition and receptive field histograms published over the last 20 years. The group has most recently developed a new approach that extends scale invariant feature points for the description of elongated objects using scale invariant ridges. PRIMA has worked with ST Microelectronics to embed its multi-resolution receptive field algorithms into low-cost mobile imaging devices for video communications and mobile computing applications.

3.3.2. Detailed Description

The visual appearance of a neighbourhood can be described by a local Taylor series [48]. The coefficients of this series constitute a feature vector that compactly represents the neighbourhood appearance for indexing and matching. The set of possible local image neighbourhoods that project to the same feature vector are referred to as the "Local Jet". A key problem in computing the local jet is determining the scale at which to evaluate the image derivatives.

Lindeberg [50] has described scale invariant features based on profiles of Gaussian derivatives across scales. In particular, the profile of the Laplacian, evaluated over a range of scales at an image point, provides a local description that is "equi-variant" to changes in scale. Equi-variance means that the feature vector translates exactly with scale and can thus be used to track, index, match and recognize structures in the presence of changes in scale.

A receptive field is a local function defined over a region of an image [56]. We employ a set of receptive fields based on derivatives of the Gaussian functions as a basis for describing the local appearance. These functions resemble the receptive fields observed in the visual cortex of mammals. These receptive fields are applied to color images in which we have separated the chrominance and luminance components. Such functions are easily normalized to an intrinsic scale using the maximum of the Laplacian [50], and normalized in orientation using direction of the first derivatives [56].

The local maxima in x and y and scale of the product of a Laplacian operator with the image at a fixed position provides a "Natural interest point" [52]. Such natural interest points are salient points that may be robustly detected and used for matching. A problem with this approach is that the computational cost of determining intrinsic scale at each image position can potentially make real-time implementation unfeasible.

A vector of scale and orientation normalized Gaussian derivatives provides a characteristic vector for matching and indexing. The oriented Gaussian derivatives can easily be synthesized using the "steerability property" [39] of Gaussian derivatives. The problem is to determine the appropriate orientation. In earlier work by PRIMA members Colin de Verdiere [31], Schiele [56] and Hall [43], proposed normalising the local jet independently at each pixel to the direction of the first derivatives calculated at the intrinsic scale. This results for many view invariant image recognition tasks are described in the next section.

Key results in this area include

- Fast, video rate, calculation of scale and orientation for image description with normalized chromatic receptive fields [34].
- Robust visual features for face tracking [41], [40].
- Direct computation of time to collision over the entire visual field using rate of change of intrinsic scale [54].

We have achieved video rate calculation of scale and orientation normalized Gaussian receptive fields using an $O(N)$ pyramid algorithm [34]. This algorithm has been used to propose an embedded system that provides real time detection and recognition of faces and objects in mobile computing devices.

Applications have been demonstrated for detection, tracking and recognition of faces as well detection of emotions and posture at video rates.

3.4. Perception for Social Interaction

Affective Computing, Perception for social interaction.

Current research on perception for interaction primarily focuses on recognition and communication of linguistic signals. However, most human-to-human interaction is non-verbal and highly dependent on social context. A technology for natural interaction requires abilities to perceive and assimilate non-verbal social signals, to understand and predict social situations, and to acquire and develop social interaction skills.

The overall goal of this research program is to provide the scientific and technological foundations for systems that observe and interact with people in a polite, socially appropriate manner. We address these objectives with research activities in three interrelated areas:

- Multimodal perception for social interactions.
- Learning models for context aware social interaction, and
- Context aware systems and services.

Our approach to each of these areas is to draw on models and theories from the cognitive and social sciences, human factors, and software architectures to develop new theories and models for computer vision and multimodal interaction. Results will be developed, demonstrated and evaluated through the construction of systems and services for polite, socially aware interaction in the context of smart habitats.

3.4.1. Detailed Description

First part of our work on perception for social interaction has concentrated on measuring the physiological parameters of Valence, Arousal and Dominance using visual observation from environmental sensors as well as observation of facial expressions.

People express and feel emotions with their face. Because the face is both externally visible and the seat of emotional expression, facial expression of emotion plays a central role in social interaction between humans. Thus visual recognition of emotions from facial expressions is a core enabling technology for any effort to adapt systems for social interaction.

Constructing a technology for automatic visual recognition of emotions requires solutions to a number of hard challenges. Emotions are expressed by coordinated temporal activations of 21 different facial muscles assisted by a number of additional muscles. Activations of these muscles are visible through subtle deformations in the surface structure of the face. Unfortunately, this facial structure can be masked by facial markings, makeup, facial hair, glasses and other obstructions. The exact facial geometry, as well as the coordinated expression of muscles is unique to each individual. In additions, these deformations must be observed and measured under a large variety of illumination conditions as well as a variety of observation angles. Thus the visual recognition of emotions from facial expression remains a challenging open problem in computer vision.

Despite the difficulty of this challenge, important progress has been made in the area of automatic recognition of emotions from face expressions. The systematic cataloging of facial muscle groups as facial action units by Ekman [38] has let a number of research groups to develop libraries of techniques for recognizing the elements of the FACS coding system [30]. Unfortunately, experiments with that system have revealed that the system is very sensitive to both illumination and viewing conditions, as well as the difficulty in interpreting the resulting activation levels as emotions. In particular, this approach requires a high-resolution image with a high signal-to-noise ratio obtained under strong ambient illumination. Such restrictions are not compatible with the mobile imaging system used on tablet computers and mobile phones that are the target of this effort.

As an alternative to detecting activation of facial action units by tracking individual face muscles, we propose to measure physiological parameters that underlie emotions with a global approach. Most human emotions can be expressed as trajectories in a three dimensional space whose features are the physiological parameters of Pleasure-Displeasure, Arousal-Passivity and Dominance-Submission. These three physiological parameters can be measured in a variety of manners including on-body accelerometers, prosody, heart-rate, head movement and global face expression.

In our work, we address the recognition of social behaviours multimodal information. These are unconscious innate cognitive processes that are vital to human communication and interaction. Recognition of social behaviours enables anticipation and improves the quality of interaction between humans. Among social behaviours, we have focused on engagement, the expression of intention for interaction. During the engagement phase, many non-verbal signals are used to communicate the intention to engage to the partner [58]. These include posture, gaze, spatial information, gestures, and vocal cues.

For example, within the context of frail or elderly people at home, a companion robot must also be able to detect the engagement of humans in order to adapt their responses during interaction with humans to increase their acceptability. Classical approaches for engagement with robots use spatial information such as human position and speed, human-robot distance and the angle of arrival. Our believe is that uni-modal methods may be suitable for static display [59] and robots in wide space area [49] but not for home environments. In an apartment, relative spatial information of people and robot are not as discriminative as in an open space. Passing by the robot in a corridor should not lead to an engagement detection, and possible socially inappropriate behaviour by the robot.

In our experiments, we used a kompai robot from Robosoft [29]. As an alternative to wearable physiological sensors (such as pulse bracelet Cardiocam, etc.) we integrate multimodal features using a Kinect sensor (see figure 1). In addition of the spatial cues from the laser telemeter, one can use new multimodal features based on persons and skeletons tracking, sound localization, etc. Some of these new features are inspired from results in cognitive science domain [55].



Figure 1. On the left image, one can see the telemeter range in red, the foot detection (blue spot) and the angle view from the Kinect (in green). the middle and right image represent RGB camera in depth view from the Kinect.

Our multimodal approach has been confronted to a robot centered dataset for multimodal social signal processing recorded in a home-like environment [36]. The evaluation on our corpus highlights its robustness and validates use of such technique in real environment. Experimental validation shows that the use of multimodal sensors gives better results than only spatial features (50% of error reduction). Our experimentations also confirm results from [55]: relative shoulder rotation, speed and facing visage are among crucial features for engagement detection.

3.5. End User control of Smart Environments

End users programming, smart home, smart environment

Pervasive computing promises unprecedented empowerment from the flexible and robust combination of software services with the physical world. Software researchers assimilate this promise as system autonomy where users are conveniently kept out of the loop. Their hypothesis is that services, such as music playback and calendars, are developed by service providers and pre-assembled by software designers to form new service frontends. Their scientific challenge is then to develop secure, multiscale, multi-layered, virtualized infrastructures that guarantee service front-end continuity. Although service continuity is desirable in many circumstances, end users, with this interpretation of ubiquitous computing, are doomed to behave as mere consumers, just like with conventional desktop computing.

Another interpretation of the promises of ubiquitous computing, is the empowerment of end users with tools that allow them to create and reshape their own interactive spaces. Our hypothesis is that end users are willing to shape their own interactive spaces by coupling smart artifacts, building imaginative new functionality that were not anticipated by system designers. A number of tools and techniques have been developed to support this view such as CAMP [57] or iCAP [37].

We are investigating an End-User Programming (EUP) approach to give the control back to the inhabitants. In our vision, smart homes will be incrementally equipped with sensors, actuators and services by inhabitants themselves. Our research program therefore focus on tools and languages to enable inhabitants in activities related to EUP for Smart Homes :

- Installation and maintenance of devices and services. This may imply having facilities to attribute names.
- Visualizing and controlling of the Smart Habitat.
- Programming and testing. This imply one or more programming languages and programming environment which could rely on the previous point. The programming language is especially important. Indeed, in the context of the Smart Homes, End-User Programs are most likely to be routines in the sens of [35] than procedure in the sense of traditionnal programming languages.
- Detecting and solving conflicts related to contradictory programs or goals.

PRIVATICS Project-Team (section vide)

ROMA Team

3. Research Program

3.1. Algorithms for probabilistic environments

There are two main research directions under this research theme. In the first one, we consider the problem of the efficient execution of applications in a failure-prone environment. Here, probability distributions are used to describe the potential behavior of computing platforms, namely when hardware components are subject to faults. In the second research direction, probability distributions are used to describe the characteristics and behavior of applications.

3.1.1. Application resilience

An application is resilient if it can successfully produce a correct result in spite of potential faults in the underlying system. Application resilience can involve a broad range of techniques, including fault prediction, error detection, error containment, error correction, checkpointing, replication, migration, recovery, etc. Faults are quite frequent in the most powerful existing supercomputers. The Jaguar platform, which ranked third in the TOP 500 list in November 2011 [42], had an average of 2.33 faults per day during the period from August 2008 to February 2010 [66]. The mean-time between faults of a platform is inversely proportional to its number of components. Progresses will certainly be made in the coming years with respect to the reliability of individual components. However, designing and building high-reliability hardware components is far more expensive than using lower reliability top-of-the-shelf components. Furthermore, low-power components may not be available with high-reliability. Therefore, it is feared that the progresses in reliability will far from compensate the steady projected increase of the number of components in the largest supercomputers. Already, application failures have a huge computational cost. In 2008, the DARPA white paper on “System resilience at extreme scale” [41] stated that high-end systems wasted 20% of their computing capacity on application failure and recovery.

In such a context, any application using a significant fraction of a supercomputer and running for a significant amount of time will have to use some fault-tolerance solution. It would indeed be unacceptable for an application failure to destroy centuries of CPU-time (some of the simulations run on the Blue Waters platform consumed more than 2,700 years of core computing time [37] and lasted over 60 hours; the most time-consuming simulations of the US Department of Energy (DoE) run for weeks to months on the most powerful existing platforms [40]).

Our research on resilience follows two different directions. On the one hand we design new resilience solutions, either generic fault-tolerance solutions or algorithm-based solutions. On the other hand we model and theoretically analyze the performance of existing and future solutions, in order to tune their usage and help determine which solution to use in which context.

3.1.2. Scheduling strategies for applications with a probabilistic behavior

Static scheduling algorithms are algorithms where all decisions are taken before the start of the application execution. On the contrary, in non-static algorithms, decisions may depend on events that happen during the execution. Static scheduling algorithms are known to be superior to dynamic and system-oriented approaches in stable frameworks [47], [53], [54], [65], that is, when all characteristics of platforms and applications are perfectly known, known a priori, and do not evolve during the application execution. In practice, the prediction of application characteristics may be approximative or completely infeasible. For instance, the amount of computations and of communications required to solve a given problem in parallel may strongly depend on some input data that are hard to analyze (this is for instance the case when solving linear systems using full pivoting).

We plan to consider applications whose characteristics change dynamically and are subject to uncertainties. In order to benefit nonetheless from the power of static approaches, we plan to model application uncertainties and variations through probabilistic models, and to design for these applications scheduling strategies that are either static, or partially static and partially dynamic.

3.2. Platform-aware scheduling strategies

In this theme, we study and design scheduling strategies, focusing either on energy consumption or on memory behavior. In other words, when designing and evaluating these strategies, we do not limit our view to the most classical platform characteristics, that is, the computing speed of cores and accelerators, and the bandwidth of communication links.

In most existing studies, a single optimization objective is considered, and the target is some sort of absolute performance. For instance, most optimization problems aim at the minimization of the overall execution time of the application considered. Such an approach can lead to a very significant waste of resources, because it does not take into account any notion of efficiency nor of yield. For instance, it may not be meaningful to use twice as many resources just to decrease by 10% the execution time. In all our work, we plan to look only for algorithmic solutions that make a “clever” usage of resources. However, looking for the solution that optimizes a metric such as the efficiency, the energy consumption, or the memory-peak minimization, is doomed for the type of applications we consider. Indeed, in most cases, any optimal solution for such a metric is a sequential solution, and sequential solutions have prohibitive execution times. Therefore, it becomes mandatory to consider multi-criteria approaches where one looks for trade-offs between some user-oriented metrics that are typically related to notions of Quality of Service—execution time, response time, stretch, throughput, latency, reliability, etc.—and some system-oriented metrics that guarantee that resources are not wasted. In general, we will not look for the Pareto curve, that is, the set of all dominating solutions for the considered metrics. Instead, we will rather look for solutions that minimize some given objective while satisfying some bounds, or “budgets”, on all the other objectives.

3.2.1. Energy-aware algorithms

Energy-aware scheduling has proven an important issue in the past decade, both for economical and environmental reasons. Energy issues are obvious for battery-powered systems. They are now also important for traditional computer systems. Indeed, the design specifications of any new computing platform now always include an upper bound on energy consumption. Furthermore, the energy bill of a supercomputer may represent a significant share of its cost over its lifespan.

Technically, a processor running at speed s dissipates s^α watts per unit of time with $2 \leq \alpha \leq 3$ [45], [46], [51]; hence, it consumes $s^\alpha \times d$ joules when operated during d units of time. Therefore, energy consumption can be reduced by using speed scaling techniques. However it was shown in [67] that reducing the speed of a processor increases the rate of transient faults in the system. The probability of faults increases exponentially, and this probability cannot be neglected in large-scale computing [61]. In order to make up for the loss in *reliability* due to the energy efficiency, different models have been proposed for fault tolerance: (i) *re-execution* consists in re-executing a task that does not meet the reliability constraint [67]; (ii) *replication* consists in executing the same task on several processors simultaneously, in order to meet the reliability constraints [44]; and (iii) *checkpointing* consists in “saving” the work done at some certain instants, hence reducing the amount of work lost when a failure occurs [60].

Energy issues must be taken into account at all levels, including the algorithm-design level. We plan to both evaluate the energy consumption of existing algorithms and to design new algorithms that minimize energy consumption using tools such as resource selection, dynamic frequency and voltage scaling, or powering-down of hardware components.

3.2.2. Memory-aware algorithms

For many years, the bandwidth between memories and processors has increased more slowly than the computing power of processors, and the latency of memory accesses has been improved at an even slower

pace. Therefore, in the time needed for a processor to perform a floating point operation, the amount of data transferred between the memory and the processor has been decreasing with each passing year. The risk is for an application to reach a point where the time needed to solve a problem is no longer dictated by the processor computing power but by the memory characteristics, comparable to the *memory wall* that limits CPU performance. In such a case, processors would be greatly under-utilized, and a large part of the computing power of the platform would be wasted. Moreover, with the advent of multicore processors, the amount of memory per core has started to stagnate, if not to decrease. This is especially harmful to memory intensive applications. The problems related to the sizes and the bandwidths of memories are further exacerbated on modern computing platforms because of their deep and highly heterogeneous hierarchies. Such a hierarchy can extend from core private caches to shared memory within a CPU, to disk storage and even tape-based storage systems, like in the Blue Waters supercomputer [38]. It may also be the case that heterogeneous cores are used (such as hybrid CPU and GPU computing), and that each of them has a limited memory.

Because of these trends, it is becoming more and more important to precisely take memory constraints into account when designing algorithms. One must not only take care of the amount of memory required to run an algorithm, but also of the way this memory is accessed. Indeed, in some cases, rather than to minimize the amount of memory required to solve the given problem, one will have to maximize data reuse and, especially, to minimize the amount of data transferred between the different levels of the memory hierarchy (minimization of the volume of memory inputs-outputs). This is, for instance, the case when a problem cannot be solved by just using the in-core memory and that any solution must be out-of-core, that is, must use disks as storage for temporary data.

It is worth noting that the cost of moving data has led to the development of so called “communication-avoiding algorithms” [57]. Our approach is orthogonal to these efforts: in communication-avoiding algorithms, the application is modified, in particular some redundant work is done, in order to get rid of some communication operations, whereas in our approach, we do not modify the application, which is provided as a task graph, but we minimize the needed memory peak only by carefully scheduling tasks.

3.3. High-performance computing and linear algebra

Our work on high-performance computing and linear algebra is organized along three research directions. The first direction is devoted to direct solvers of sparse linear systems. The second direction is devoted to combinatorial scientific computing, that is, the design of combinatorial algorithms and tools that solve problems encountered in some of the other research themes, like the problems faced in the preprocessing phases of sparse direct solvers. The last direction deals with the adaptation of classical dense linear algebra kernels to the architecture of future computing platforms.

3.3.1. Direct solvers for sparse linear systems

The solution of sparse systems of linear equations (symmetric or unsymmetric, often with an irregular structure, from a few hundred thousand to a few hundred million equations) is at the heart of many scientific applications arising in domains such as geophysics, structural mechanics, chemistry, electromagnetism, numerical optimization, or computational fluid dynamics, to cite a few. The importance and diversity of applications are a main motivation to pursue research on sparse linear solvers. Because of this wide range of applications, any significant progress on solvers will have a significant impact in the world of simulation. Research on sparse direct solvers in general is very active for the following main reasons:

- many applications fields require large-scale simulations that are still too big or too complicated with respect to today’s solution methods;
- the current evolution of architectures with massive, hierarchical, multicore parallelism imposes to overhaul all existing solutions, which represents a major challenge for algorithm and software development;
- the evolution of numerical needs and types of simulations increase the importance, frequency, and size of certain classes of matrices, which may benefit from a specialized processing (rather than resort to a generic one).

Our research in the field is strongly related to the software package MUMPS (see Section 5.1). MUMPS is both an experimental platform for academics in the field of sparse linear algebra, and a software package that is widely used in both academia and industry. The software package MUMPS enables us to (i) confront our research to the real world, (ii) develop contacts and collaborations, and (iii) receive continuous feedback from real-life applications, which is extremely critical to validate our research work. The feedback from a large user community also enables us to direct our long-term objectives towards meaningful directions.

In this context, we aim at designing parallel sparse direct methods that will scale to large modern platforms, and that are able to answer new challenges arising from applications, both efficiently—from a resource consumption point of view—and accurately—from a numerical point of view. For that, and even with increasing parallelism, we do not want to sacrifice in any manner numerical stability, based on threshold partial pivoting, one of the main originalities of our approach (our “trademark”) in the context of direct solvers for distributed-memory computers; although this makes the parallelization more complicated, applying the same pivoting strategy as in the serial case ensures numerical robustness of our approach, which we generally measure in terms of sparse backward error. In order to solve the hard problems resulting from the always-increasing demands in simulations, special attention must also necessarily be paid to memory usage (and not only execution time). This requires specific algorithmic choices and scheduling techniques. From a complementary point of view, it is also necessary to be aware of the functionality requirements from the applications and from the users, so that robust solutions can be proposed for a wide range of applications.

Among direct methods, we rely on the multifrontal method [55], [56], [59]. This method usually exhibits a good data locality and hence is efficient in cache-based systems. The task graph associated with the multifrontal method is in the form of a tree whose characteristics should be exploited in a parallel implementation.

Our work is organized along two main research directions. In the first one we aim at efficiently addressing new architectures that include massive, hierarchical parallelism. In the second one, we aim at reducing the running time complexity and the memory requirements of direct solvers, while controlling accuracy.

3.3.2. Combinatorial scientific computing

Combinatorial scientific computing (CSC) is a recently coined term (circa 2002) for interdisciplinary research at the intersection of discrete mathematics, computer science, and scientific computing. In particular, it refers to the development, application, and analysis of combinatorial algorithms to enable scientific computing applications. CSC’s deepest roots are in the realm of direct methods for solving sparse linear systems of equations where graph theoretical models have been central to the exploitation of sparsity, since the 1960s. The general approach is to identify performance issues in a scientific computing problem, such as memory use, parallel speed up, and/or the rate of convergence of a method, and to develop combinatorial algorithms and models to tackle those issues.

Our target scientific computing applications are (i) the preprocessing phases of direct methods (in particular MUMPS), iterative methods, and hybrid methods for solving linear systems of equations; and (ii) the mapping of tasks (mostly the sub-tasks of the mentioned solvers) onto modern computing platforms. We focus on the development and use of graph and hypergraph models, and related tools such as hypergraph partitioning algorithms, to solve problems of load balancing and task mapping. We also focus on bipartite graph matching and vertex ordering methods for reducing the memory overhead and computational requirements of solvers. Although we direct our attention on these models and algorithms through the lens of linear system solvers, our solutions are general enough to be applied to some other resource optimization problems.

3.3.3. Dense linear algebra on post-petascale multicore platforms

The quest for efficient, yet portable, implementations of dense linear algebra kernels (QR, LU, Cholesky) has never stopped, fueled in part by each new technological evolution. First, the LAPACK library [49] relied on BLAS level 3 kernels (Basic Linear Algebra Subroutines) that enable to fully harness the computing power of a single CPU. Then the SCALAPACK library [48] built upon LAPACK to provide a coarse-grain parallel version, where processors operate on large block-column panels. Inter-processor communications occur through highly tuned MPI send and receive primitives. The advent of multi-core processors has led to a

major modification in these algorithms [50], [64], [58]. Each processor runs several threads in parallel to keep all cores within that processor busy. Tiled versions of the algorithms have thus been designed: dividing large block-column panels into several tiles allows for a decrease in the granularity down to a level where many smaller-size tasks are spawned. In the current panel, the diagonal tile is used to eliminate all the lower tiles in the panel. Because the factorization of the whole panel is now broken into the elimination of several tiles, the update operations can also be partitioned at the tile level, which generates many tasks to feed all cores.

The number of cores per processor will keep increasing in the following years. It is projected that high-end processors will include at least a few hundreds of cores. This evolution will require to design new versions of libraries. Indeed, existing libraries rely on a static distribution of the work: before the beginning of the execution of a kernel, the location and time of the execution of all of its component is decided. In theory, static solutions enable to precisely optimize executions, by taking parameters like data locality into account. At run time, these solutions proceed at the pace of the slowest of the cores, and they thus require a perfect load-balancing. With a few hundreds, if not a thousand, cores per processor, some tiny differences between the computing times on the different cores (“jitter”) are unavoidable and irremediably condemn purely static solutions. Moreover, the increase in the number of cores per processor once again mandates to increase the number of tasks that can be executed in parallel.

We study solutions that are part-static part-dynamic, because such solutions have been shown to outperform purely dynamic ones [52]. On the one hand, the distribution of work among the different nodes will still be statically defined. On the other hand, the mapping and the scheduling of tasks inside a processor will be dynamically defined. The main difficulty when building such a solution will be to design lightweight dynamic schedulers that are able to guarantee both an excellent load-balancing and a very efficient use of data locality.

SOCRATE Project-Team

3. Research Program

3.1. Research Axes

In order to keep young researchers in an environment close to their background, we have structured the team along the three research axes related to the three main scientific domains spanned by Socrate. However, we insist that a *major objective* of the Socrate team is to *motivate the collaborative research between these axes*, this point is specifically detailed in section 3.5 . The first one is entitled “Flexible Radio Front-End” and will study new radio front-end research challenges brought up by the arrival of MIMO technologies, and reconfigurable front-ends. The second one, entitled “Agile Radio Resource Sharing”, will study how to couple the self-adaptive and distributed signal processing algorithms to cope with the multi-scale dynamics found in cognitive radio systems. The last research axis, entitled “Software Radio Programming Models” is dedicated to embedded software issues related to programming the physical protocols layer on these software radio machines. Figure 3 illustrates the three regions of a transceiver corresponding to the three Socrate axes.

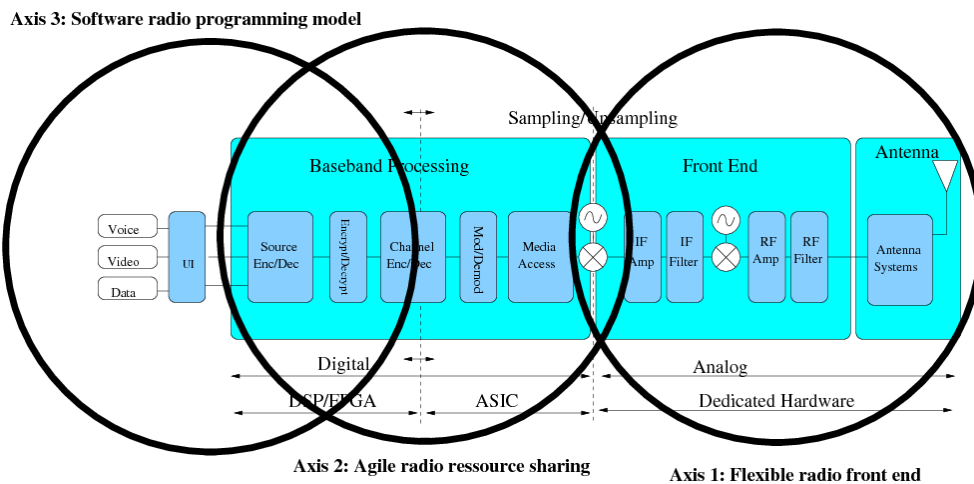


Figure 3. Center of interest for each of the three Socrate research axes with respect to a generic software radio terminal.

3.2. Flexible Radio Front-End

Participants: Guillaume Villemaud, Florin Hutu.

This axis mainly deals with the radio front-end of software radio terminals (right of Fig 3). In order to ensure a high flexibility in a global wireless network, each node is expected to offer as many degrees of freedom as possible. For instance, the choice of the most appropriate communication resource (frequency channel, spreading code, time slot,...), the interface standard or the type of antenna are possible degrees of freedom. The *multi-** paradigm denotes a highly flexible terminal composed of several antennas providing MIMO features to enhance the radio link quality, which is able to deal with several radio standards to offer interoperability and efficient relaying, and can provide multi-channel capability to optimize spectral reuse. On the other hand, increasing degrees of freedom can also increase the global energy consumption, therefore for energy-limited terminals a different approach has to be defined.

In this research axis, we expect to demonstrate optimization of flexible radio front-end by fine grain simulations, and also by the design of home made prototypes. Of course, studying all the components deeply would not be possible given the size of the team, we are currently not working in new technologies for DAC/ADC and power amplifiers which are currently studied by hardware oriented teams. The purpose of this axis is to build system level simulation taking into account the state of the art of each key component.

3.3. Agile Radio Resource Sharing

Participants: Jean-Marie Gorce, Claire Goursaud, Nikolai Lebedev, Perlaza Samir, Leonardo Sampaio-Cardoso.

The second research axis is dealing with the resource sharing problem between uncoordinated nodes but using the same (wide) frequency band. The agility represents the fact that the nodes may adapt their transmission protocol to the actual radio environment. Two features are fundamental to make the nodes agile : the first one is related to the signal processing capabilities of the software radio devices (middle circle in Fig 3), including modulation, coding, interference cancelling, sensing... The set of all available processing capabilities offers the degrees of freedom of the system. Note how this aspect relies on the two other research axes: radio front-end and radio programming.

But having processing capabilities is not enough for agility. The second feature for agility is the decision process, i.e. how a node can select its transmission mode. This decision process is complex because the appropriateness of a decision depends on the decisions taken by other nodes sharing the same radio environment. This problem needs distributed algorithms, which ensure stable and efficient solutions for a fair coexistence.

Beyond coexistence, the last decade saw a tremendous interest in cooperative techniques that let the nodes do more than coexisting. Of course, cooperation techniques at the networking or MAC layers for nodes implementing the same radio standard are well-known, especially for mobile ad-hoc networks, but cooperative techniques for SDR nodes at the PHY layer are still really challenging. The corresponding paradigm is the one of opportunistic cooperation, let us say *on-the-fly*, further implemented in a distributed manner.

We propose to structure our research into three directions. The two first directions are related to algorithmic developments, respectively for radio resource sharing and for cooperative techniques. The third direction takes another point of view and aims at evaluating theoretical bounds for different network scenarios using Network Information Theory.

The second research axis is dealing with multi-user communications focusing on resource sharing between uncoordinated nodes but using the same spectral resources. The agility relies on the nodes capability to adapt their transmission protocol to the actual radio environment. Centralized and decentralized approaches are investigated and the group is targeting fundamental limits as well as feasible and even practical implementations.

To make agile radio resource sharing a reality, two research directions are investigated. The first one aims at increasing the signal processing capabilities of software radio devices (middle circle in Fig 3), including modulation, coding, interference cancelation, sensing. The objective is to broaden the set of available processing capabilities thus offering more degrees of freedom. Note how this aspect relies on the two other research axes: radio front-end and radio programming.

Processing capabilities is not enough for agility. The second research direction concerns the decision process, i.e. how a node can select its transmission mode. This decision process is complex because the appropriateness of a decision depends on the decisions taken by other nodes sharing the same radio environment. In some cases, centralized solutions are possible but distributed algorithms are often required. Therefore, the target is to find distributed solutions ensuring stability, efficiency and fairness. Beyond coexistence, the last decade saw a tremendous interest in cooperative techniques that let the nodes do more than coexisting. Of course, cooperation techniques at the networking or MAC layers for nodes implementing the same radio standard are well-known, especially for mobile ad-hoc networks, but cooperative techniques for SDR nodes at the PHY layer are still challenging. The corresponding paradigm is referred to as opportunistic cooperative transmissions. We structure our research into three directions:

- Establishing theoretical limits of cooperative wireless networks in the network information theory framework.
- Designing coding and signal processing techniques for optimal transmissions (e.g. interference alignment).
- Developing distributed mechanisms for distributed decision at layer 1 and 2, using game theory, consensus and graph modeling.

3.4. Software Radio Programming Model

Participants: Tanguy Risset, Kevin Marquet, Guillaume Salagnac, Florent de Dinechin.

Finally the third research axis is concerned with software aspect of the software radio terminal (left of Fig 3). We have currently two actions in this axis, the first one concerns the programming issues in software defined radio devices, the second one focusses on low power devices: how can they be adapted to integrate some reconfigurability.

The expected contributions of Socrate in this research axis are :

- The design and implementation of a “middleware for SDR”, probably based on a Virtual Machine.
- Prototype implementations of novel software radio systems, using chips from Leti and/or Lyrtech software radio boards⁰.
- Development of a *smart node*: a low-power Software-Defined Radio node adapted to WSN applications.
- Methodology clues and programming tools to program all these prototypes.

3.5. Inter-Axes collaboration

Innovative results come from collaborations between the three axes. To highlight the fact that this team structure does not limit the ability of inter-axes collaborations between Socrate members, we list below the *on-going* research actions that *already* involve actors from two or more axes, this is also represented on Fig 4 .

- *Optimizing network capacity of very large scale networks*. 2 Phds started in October/November 2011 with Guillaume Villemaud (axis 1) and Claire Goursaud (axis 2), respectively.
- *SDR for sensor networks*. A PhD started in 2012 in collaboration with FT R&D, involving people from axis 3 (Guillaume Salagnac, Tanguy Risset) and axis 1 (Guillaume Villemaud).
- *CorteXlab*. The 3 axes also collaborate on the design and the development of CorteXlab.
- *body area networks applications*. Axis 2 and axis 3 collaborate on the development of body area networks applications in the framework of the FUI Smacs project. Jean-Marie Gorce and Tanguy Risset co-advised Matthieu Lauzier.
- *Wiplan and NS3*. The MobiSim ADT involves Guillaume Villemaud (axis 1) and Jean-Marie Gorce (axis 2).
- *Resource allocation and architecture of low power multi-band front-end*. The EconHome project involves people from axis 2 (Jean-Marie Gorce, Nikolai Lebedev) and axis 1 (Florin Hutu). 1 Phd started in 2011.
- *Virtual machine for SDR*. In collaboration with CEA, a PhD started in October 2011, involving people from axis 3 (Tanguy Risset, Kevin Marquet) and Leti’s engineers closer to axis 2.
- *Relay strategy for cognitive radio*. Guillaume Villemaud and Tanguy Risset were together advisers of Cedric Levy-Bencheton PhD Thesis (defense last June).

Finally, we insist on the fact that the *FIT project* will involve each member of Socrate and will provide many more opportunities to perform cross layer SDR experimentations. FIT is already federating all members of the Socrate team.

⁰Lyrtech (<http://www.lyrtech.com>) designs and sells radio card receivers with multiple antennas offering the possibility to implement a complete communication stack

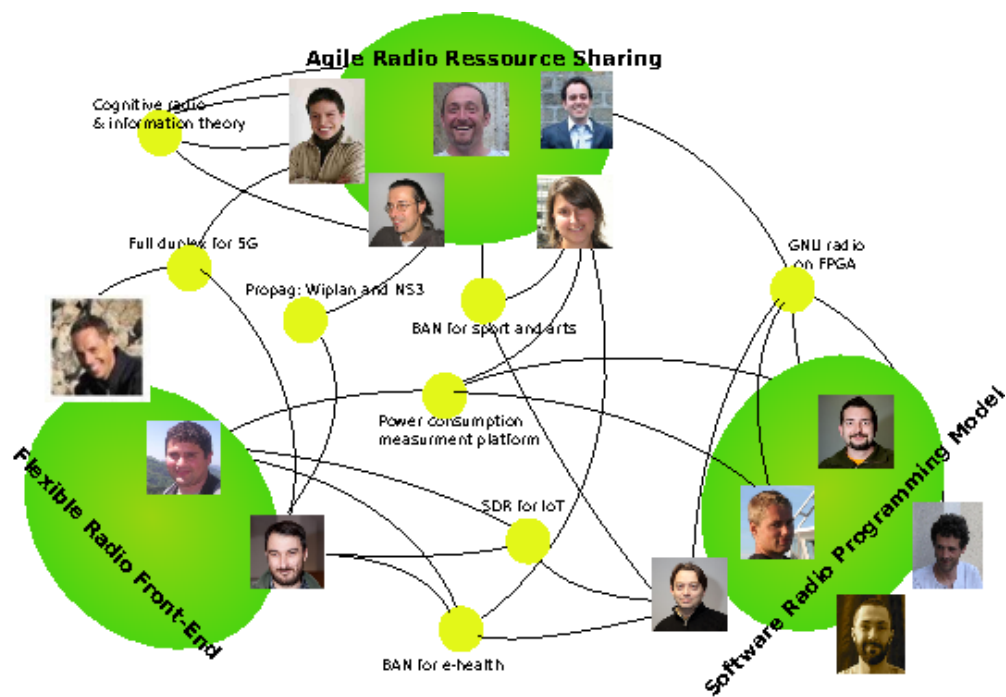


Figure 4. Inter-Axis Collaboration in Socrate: we expect innovative results to come from this pluri-disciplinary research

SPADES Team

3. Research Program

3.1. Introduction

The SPADES research program is organized around three main themes, *Components and contracts*, *Real-time multicore programming*, and *Language-based fault tolerance*, that seek to answer the three key questions identified in Section 2.1. We plan to do so by developing and/or building on programming languages and techniques based on formal methods and formal semantics (hence the use of “*sound programming*” in the project-team title). In particular, we seek to support design where correctness is obtained by construction, relying on proven tools and verified constructs, with programming languages and programming abstractions designed with verification in mind.

3.2. Components and contracts

Component-based construction has long been advocated as a key approach to the “correct-by-construction” design of complex embedded systems [53]. Witness component-based toolsets such as UC Berkeley’s Ptolemy [44], Verimag’s BIP [30], or the modular architecture frameworks used, for instance, in the automotive industry (AUTOSAR) [25]. For building large, complex systems, a key feature of component-based construction is the ability to associate with components a set of *contracts*, which can be understood as rich behavioral types that can be composed and verified to guarantee a component assemblage will meet desired properties. The goal in this theme is to study the formal foundations of the component-based construction of embedded systems, to develop component and contract theories dealing with real-time, reliability and fault-tolerance aspects of components, and to develop proof-assistant-based tools for the computer-aided design and verification of component-based systems.

Formal models for component-based design are an active area of research (see *e.g.*, [26], [27]). However, we are still missing a comprehensive formal model and its associated behavioral theory able to deal *at the same time* with different forms of composition, dynamic component structures, and quantitative constraints (such as timing, fault-tolerance, or energy consumption). Notions of contracts and interface theories have been proposed to support modular and compositional design of correct-by-construction embedded systems (see *e.g.*, [32], [33] and the references therein), but having a comprehensive theory of contracts that deals with all the above aspects is still an open question [58]. In particular, it is not clear how to accommodate different forms of composition, reliability and fault-tolerance aspects, or to deal with evolving component structures in a theory of contracts.

Dealing in the same component theory with heterogeneous forms of composition, different quantitative aspects, and dynamic configurations, requires to consider together the three elements that comprise a component model: behavior, structure and types. *Behavior* refers to behavioral (interaction and execution) models that characterize the behavior of components and component assemblages (*e.g.*, transition systems and their multiple variants – timed, stochastic, etc.). *Structure* refers to the organization of component assemblages or configurations, and the composition operators they involve. *Types* refer to properties or contracts that can be attached to components and component interfaces to facilitate separate development and ensure the correctness of component configurations with respect to certain properties. Taking into account dynamicity requires to establish an explicit link between behavior and structure, as well as to consider higher-order systems, both of which have a direct impact on types.

We plan to develop our component theory by progressing on two fronts: component calculi, and semantical framework. The work on typed component calculi aims to elicit process calculi that capture the main insights of component-based design and programming and that can serve as a bridge towards actual architecture description and programming language developments. The work on the semantical framework should, in the longer term, provide abstract mathematical models for the more operational and linguistic analysis afforded by component calculi. Our work on component theory will find its application in the development of a Coq-based toolchain for the certified design and construction of dependable embedded systems, which constitutes our third main objective for this axis.

3.3. Real-time multicore programming

Programming real-time systems (i.e. systems whose correct behavior depends on meeting timing constraints) requires appropriate languages (as exemplified by the family of synchronous languages [31]), but also the support of efficient scheduling policies, execution time and schedulability analyses to guarantee real-time constraints (e.g., deadlines) while making the most effective use of available (processing, memory, or networking) resources. Schedulability analysis involves analyzing the worst-case behavior of real-time tasks under a given scheduling algorithm and is crucial to guarantee that time constraints are met in any possible execution of the system. Reactive programming and real-time scheduling and schedulability for multiprocessor systems are old subjects, but they are nowhere as mature as their uniprocessor counterparts, and still feature a number of open research questions [29], [41], in particular in relation with mixed criticality systems. The main goal in this theme is to address several of these open questions.

We intend to focus on two issues: multicriteria scheduling on multiprocessors, and schedulability analysis for real-time multiprocessor systems. Beyond real-time aspects, multiprocessor environments, and multicore ones in particular, are subject to several constraints *in conjunction*, typically involving real-time, reliability and energy-efficiency constraints, making the scheduling problem more complex for both the offline and the online cases. Schedulability analysis for multiprocessor systems, in particular for systems with mixed criticality tasks, is still very much an open research area.

Distributed reactive programming is rightly singled out as a major open issue in the recent, but heavily biased (it essentially ignores recent research in synchronous and dataflow programming), survey by Bainomugisha et al. [29]. For our part, we intend to focus on two questions: devising synchronous programming languages for distributed systems and precision-timed architectures, and devising dataflow languages for multiprocessors supporting dynamicity and parametricity while enjoying effective analyses for meeting real-time, resource and energy constraints in conjunction.

3.4. Language-based fault tolerance

Tolerating faults is a clear and present necessity in networked embedded systems. At the hardware level, modern multicore architectures are manufactured using inherently unreliable technologies [36], [48]. The evolution of embedded systems towards increasingly distributed architectures highlighted in the introductory section means that dealing with partial failures, as in Web-based distributed systems, becomes an important issue. While fault-tolerance is an old and much researched topic, several important questions remain open: automation of fault-tolerance provision, composable abstractions for fault-tolerance, fault diagnosis, and fault isolation.

The first question is related to the old question of “system structure for fault-tolerance” as originally discussed by Randell for software fault tolerance [65], and concerns in part our ability to clearly separate fault-tolerance aspects from the design and programming of purely “functional” aspects of an application. The classical arguments in favor of a clear separation of fault-tolerance concerns from application code revolve around reduced code and maintenance complexity [42]. The second question concerns the definition of appropriate abstractions for the modular construction of fault-tolerant embedded systems. The current set of techniques available for building such systems spans a wide range, including exception handling facilities, transaction management schemes, rollback/recovery schemes, and replication protocols. Unfortunately, these different

techniques do not necessarily compose well – for instance, combining exception handling and transactions is non trivial, witness the flurry of recent work on the topic, see *e.g.*, [52] and the references therein –, they have no common semantical basis, and they suffer from limited programming language support. The third question concerns the identification of causes for faulty behavior in component-based assemblages. It is directly related to the much researched area of fault diagnosis, fault detection and isolation [54].

We intend to address these questions by leveraging programming language techniques (programming constructs, formal semantics, static analyses, program transformations) with the goal to achieve provable fault-tolerance, *i.e.* the construction of systems whose fault-tolerance can be formally ensured using verification tools and proof assistants. We aim in this axis to address some of the issues raised by the above open questions by using aspect-oriented programming techniques and program transformations to automate the inclusion of fault-tolerance in systems (software as well as hardware), by exploiting reversible programming models to investigate composable recovery abstractions, and by leveraging causality analyses to study fault-ascription in component-based systems. Compared to the huge literature on fault-tolerance in general, in particular in the systems area (see *e.g.*, [49] for an interesting but not so recent survey), we find by comparison much less work exploiting formal language techniques and tools to achieve or support fault-tolerance. The works reported in [34], [37], [39], [46], [55], [64], [69] provide a representative sample of recent such works.

A common theme in this axis is the use and exploitation of causality information. Causality, *i.e.*, the logical dependence of an effect on a cause, has long been studied in disciplines such as philosophy [60], natural sciences, law [61], and statistics [62], but it has only recently emerged as an important focus of research in computer science. The analysis of logical causality has applications in many areas of computer science. For instance, tracking and analyzing logical causality between events in the execution of a concurrent system is required to ensure reversibility [57], to allow the diagnosis of faults in a complex concurrent system [50], or to enforce accountability [56], that is, designing systems in such a way that it can be determined without ambiguity whether a required safety or security property has been violated, and why. More generally, the goal of fault-tolerance can be understood as being to prevent certain causal chains from occurring by designing systems such that each causal chain either has its premises outside of the fault model (*e.g.*, by introducing redundancy [49]), or is broken (*e.g.*, by limiting fault propagation [66]).

STEPP Team

3. Research Program

3.1. Development of numerical systemic models (economy / society / environment) at local scales

The problem we consider is intrinsically interdisciplinary: it draws on social sciences, ecology or science of the planet. The modeling of the considered phenomena must take into account many factors of different nature which interact with varied functional relationships. These heterogeneous dynamics are *a priori* nonlinear and complex: they may have saturation mechanisms, threshold effects, and may be density dependent. The difficulties are compounded by the strong interconnections of the system (presence of important feedback loops) and multi-scale spatial interactions. Environmental and social phenomena are indeed constrained by the geometry of the area in which they occur. Climate and urbanization are typical examples. These spatial processes involve proximity relationships and neighborhoods, like for example, between two adjacent parcels of land, or between several macroscopic levels of a social organization. The multi-scale issues are due to the simultaneous consideration in the modeling of actors of different types and that operate at specific scales (spatial and temporal). For example, to properly address biodiversity issues, the scale at which we must consider the evolution of rurality is probably very different from the one at which we model the biological phenomena.

In this context, to develop flexible integrated systemic models (upgradable, modular, ...) which are efficient, realistic and easy to use (for developers, modelers and end users) is a challenge in itself. What mathematical representations and what computational tools to use? Nowadays many tools are used: for example, cellular automata (e.g. in the LEAM model), agent models (e.g. URBANSIM), system dynamics (e.g. World3), large systems of ordinary equations (e.g. equilibrium models such as TRANUS), and so on. Each of these tools has strengths and weaknesses. Is it necessary to invent other representations? What is the relevant level of modularity? How to get very modular models while keeping them very coherent and easy to calibrate? Is it preferable to use the same modeling tools for the whole system, or can we freely change the representation for each considered subsystem? How to easily and effectively manage different scales? (difficulty appearing in particular during the calibration process). How to get models which automatically adapt to the granularity of the data and which are always numerically stable? (this has also a direct link with the calibration processes and the propagation of uncertainties). How to develop models that can be calibrated with reasonable efforts, consistent with the (human and material) resources of the agencies and consulting firms that use them?

Before describing our research axes, we provide a brief overview of the types of models that we are or will be working with. As for LUTI (Land Use and Transportation Integrated) modeling, we have been using the TRANUS model since the start of our group. It is the most widely used LUTI model, has been developed since 1982 by the company Modelistica, and is distributed *via* Open Source software. TRANUS proceeds by solving a system of deterministic nonlinear equations and inequalities containing a number of economic parameters (e.g. demand elasticity parameters, location dispersion parameters, etc.). The solution of such a system represents an economic equilibrium between supply and demand. A second LUTI model that will be considered in the near future, within the CITiES project, is UrbanSim⁰. Whereas TRANUS aggregates over e.g. entire population or housing categories, UrbanSim takes a micro-simulation approach, modeling and simulating choices made at the level of individual households, businesses, and jobs, for instance, and it operates on a finer geographic scale than TRANUS.

⁰<http://www.urbansim.org>

On the other hand, the scientific domains related to eco-system services and ecological accounting are much less mature than the one of urban economy from a modelling point of view (as a consequence of our more limited knowledge of the relevant complex processes and/or more limited available data). Nowadays, the community working on ecological accounting and material flow analysis only proposes statistical models based on more or less simple data correlations. The eco-system service community has been using statical models too, but is also developing more sophisticated models based for example on system dynamics, multi-agent type simulations or cellular models. In the ESNET project, STEEP will work in particular on a land use/land cover change (LUCC) modelling environments (LCM from Clark labs⁰, and Dinamica⁰) which belongs to the category of spatially explicit statistical models.

In the following, our two main research axes are described, from the point of view of applied mathematical development. The domains of application of this research effort is described in the application section, where some details about the context of each field is given.

3.2. Model calibration and validation

The overall calibration of the parameters that drive the equations implemented in the above models is a vital step. Theoretically, as the implemented equations describe e.g. socio-economic phenomena, some of these parameters should in principle be accurately estimated from past data using econometrics and statistical methods like regressions or maximum likelihood estimates, e.g. for the parameters of logit models describing the residential choices of households. However, this theoretical consideration is often not efficient in practice for at least two main reasons. First, the above models consist of several interacting modules. Currently, these modules are typically calibrated independently; this is clearly sub-optimal as results will differ from those obtained after a global calibration of the interaction system, which is the actual final objective of a calibration procedure. Second, the lack of data is an inherent problem.

As a consequence, models are usually calibrated by hand. The calibration can typically take up to 6 months for a medium size LUTI model (about 100 geographic zones, about 10 sectors including economic sectors, population and employment categories). This clearly emphasizes the need to further investigate and at least semi-automate the calibration process. Yet, in all domains STEEP considers, very few studies have addressed this central issue, not to mention calibration under uncertainty which has largely been ignored (with the exception of a few uncertainty propagation analyses reported in the literature).

Besides uncertainty analysis, another main aspect of calibration is numerical optimization. The general state-of-the-art on optimization procedures is extremely large and mature, covering many different types of optimization problems, in terms of size (number of parameters and data) and type of cost function(s) and constraints. Depending on the characteristics of the considered models in terms of dimension, data availability and quality, deterministic or stochastic methods will be implemented. For the former, due to the presence of non-differentiability, it is likely, depending on their severity, that derivative free control methods will have to be preferred. For the latter, particle-based filtering techniques and/or metamodel-based optimization techniques (also called response surfaces or surrogate models) are good candidates.

These methods will be validated, by performing a series of tests to verify that the optimization algorithms are efficient in the sense that 1) they converge after an acceptable computing time, 2) they are robust and 3) that the algorithms do what they are actually meant to. For the latter, the procedure for this algorithmic validation phase will be to measure the quality of the results obtained after the calibration, i.e. we have to analyze if the calibrated model fits sufficiently well the data according to predetermined criteria.

To summarize, the overall goal of this research axis is to address two major issues related to calibration and validation of models: (a) defining a calibration methodology and developing relevant and efficient algorithms to facilitate the parameter estimation of considered models; (b) defining a validation methodology and developing the related algorithms (this is complemented by sensitivity analysis, see the following section). In both cases, analyzing the uncertainty that may arise either from the data or the underlying equations, and

⁰<http://www.clarklabs.org/products/Land-Change-Modeler-Overview.cfm>

⁰<http://www.csr.ufmg.br/dinamica/>

quantifying how these uncertainties propagate in the model, are of major importance. We will work on all those issues for the models of all the applied domains covered by STEEP.

3.3. Sensitivity analysis

A sensitivity analysis (SA) consists, in a nutshell, in studying how the uncertainty in the output of a model can be apportioned to different sources of uncertainty in the model inputs. It is complementary to an uncertainty analysis, which focuses on quantifying uncertainty in model output. SA's can be useful for several purposes, such as guiding model development and identifying the most influential model parameters and critical data items. Identifying influential model parameters may help in devising metamodels (or, surrogate models) that approximate an original model and may be simulated, calibrated, or analyzed more efficiently. As for detecting critical data items, this may indicate for which type of data more effort must be spent in the data collection process in order to eventually improve the model's reliability. Finally, SA can be used as one means for validating models, together with validation based on historical data (or, put simply, using training and test data) and validation of model parameters and outputs by experts in the respective application area. All these uses of SA will be considered in our research.

The first two applications of SA are linked to model calibration, discussed in the previous section. Indeed, prior to the development of the calibration tools, one important step is to select the significant or sensitive parameters and to evaluate the robustness of the calibration results with respect to data noise (stability studies). This may be performed through a global sensitivity analysis, e.g. by computation of Sobol's indices. Many problems will have to be circumvented e.g. difficulties arising from dependencies of input variables, variables that obey a spatial organization, or switch inputs. We will take up on current work in the statistics community on SA for these difficult cases.

As for the third application of SA, model validation, a preliminary task bears on the propagation of uncertainties. Identifying the sources of uncertainties and their nature is crucial to propagate them via Monte Carlo techniques. To make a Monte Carlo approach computationally feasible, it is necessary to develop specific metamodels. Both the identification of the uncertainties and their propagation require a detailed knowledge of the data collection process; these are mandatory steps before a validation procedure based on SA can be implemented. First, we will focus on validating LUTI models, starting with the CITiES ANR project: here, an SA consists in defining various land use policies and transportation scenarios and in using these scenarios to test the integrated land use and transportation model. Current approaches for validation by SA consider several scenarios and propose various indicators to measure the simulated changes. We will work towards using sensitivity indices based on functional analysis of variance, which will allow us to compare the influence of various inputs on the indicators. For example it will allow the comparison of the influences of transportation and land use policies on several indicators.

TYREX Project-Team

3. Research Program

3.1. Modeling

Modeling consists in capturing various aspects of document and data processing and communication in a unifying model. Our modeling research direction mainly focuses on three aspects.

The first aspect aims at reducing the impedance mismatch. The impedance mismatch refers to the complexity, difficulty and lack of performance induced by various web application layers which require the same piece of information to be represented and processed differently. The mismatch occurs because programming languages use different native data models from those used for documents in browsers and for storage in databases. This results in complex and multi-tier software architectures whose different layers are incompatible in nature. This, in turn, results in expensive, inefficient, and error-prone web development. For reducing the impedance mismatch, we will focus on the design of a unifying software stack and programming framework, backed by generic and solid logical foundations similar in spirit to the NoSQL approach.

The second aspect aims at harnessing heterogeneity. Web applications increasingly use diverse data models: ordered and unordered tree-like structures (such as XML), nested records and arrays (such as JSON), graphs like (e.g. RDF), and tables. Furthermore, these data models also involve a variety of languages for expressing constraints over data (e.g. XML schema, the well-founded RelaxNG, and RDFS to name just a few). We believe that this heterogeneity is here to stay and is likely to increase. These differences in representations imply loads of error-prone and costly conversions and transformations. Furthermore, some native formats (e.g. JSON) are diverted from a programming construct to a data exchange one. This often results in a loss of information and in errors that need to be tracked and corrected. In this context, it is important to seek methods for reducing risks of information loss during data transformation and exchange. For harnessing heterogeneity, we will focus on the integration of data models through unified formal semantics and in particular logical interpretation. This allows using the same programming language constructs on different data models. At the programming language level, this is similar to languages such as JSONiq for JSON and XML.

Finally, the third aspect aims at making applications and data more compositional. Most web programming technologies are currently limited from a compositional point of view. For example, tree grammars (like schema languages for XML) are monolithic in the sense that they require the full description of the considered structures, instead of allowing the assembly of smaller and reusable building blocks. More generally, this need is illustrated in the industry by the increasing development of W3C specifications organised in ad-hoc modules. So far, these various attempts have failed to provide an acceptable mechanism for composition. For example, HTML5 has been specified in a monolithic way despite the fact that it relies on several other existing specifications (such as HTML, SVG, SMIL, CSS, etc.). As a consequence, this translates into monolithic web applications, which makes their automated verification harder by making modular analyses more difficult. For making applications and data more compositional, we will focus on the design of modular schema and programming languages. For this purpose, we will notably rely on succinct yet expressive formalisms (like two-way logics, polymorphic types) that ease the process of expressing modular specifications.

One major scientific difficulty in this overall direction consists in taking into account the specificities of the web, which require new programming models and supporting theoretical tools that do not exist today.

3.2. Analysis, verification and optimization

This research direction aims at guaranteeing two different kinds of properties: safety and efficiency.

The first kind of properties concern safety of web applications. Software development was traditionally split between critical and non-critical software. Advanced (and costly) formal verification techniques were reserved to the former whereas non-critical software relied almost exclusively on testing, which only offers a “best-effort” guarantee (removes most bugs but some of them may not be detected). The central idea was that in a non-critical system, the damage a failure may create is not worth the cost of formal verification. However as web applications grow more pervasive in everyday life and gain momentum in corporates, various social organizations, and touch larger numbers of users, the potential cost of failure is increasing rapidly and significantly. Despite this fact, it is more obvious, in healthcare for instance, to qualify as a critical component a pacemaker than the hospital’s information system. Of course, a failure of such a device would directly cause death, however a general failure of the hospital’s information system may cause deaths as well and possibly even incur greater damages. In that sense, we can consider that web applications are becoming more and more critical. The growing dependency on the web as a tool, combined with the fact that some applications involve very large user bases, is becoming problematic as it seems to increase rapidly but silently. Some errors like crashes and confidential information leaks, if not discovered, can have massive effects and incur significant financial or reputation damage.

The second kind of properties concern efficiency of web applications. One particular characteristic of web programming languages is that they are essentially data-manipulation oriented. These manipulations rely on query and transformation languages whose performance is critical. This performance is very sensitive to data size and organization (constraints) and to the execution model (e.g. streaming evaluators). Static analysis can be used to optimize runtime performance by compile-time automated modification of the code (e.g. substitution of queries by more efficient ones). One major scientific difficulty here consists in dealing with problems close to the frontier of decidability, and therefore in finding useful trade-offs between programming ease, expressivity, complexity, succinctness, algorithmic techniques and effective implementations.

URBANET Team

3. Research Program

3.1. Capillary networks

The definition of Smart Cities is still constantly redefined and expanded so as to comprehensively describe the future of major urban areas. The Smart City concept mainly refers to granting efficiency and sustainability in densely populated metropolitan areas while enhancing citizens' life and protecting the environment. The Smart City vision can be primarily achieved by a clever integration of ICT in the urban tissue. Indeed, ICTs are enabling an evolution from the current duality between the "real world" and its digitalized counterpart to a continuum in which digital contents and applications are seamlessly interacting with classical infrastructures and services. The general philosophy of smart cities can also be seen as a paradigm shift combining the Internet of Things (IoT) and Machine-to-Machine (M2M) communication with a citizen-centric model, all together leveraging massive data collected by pervasive sensors, connected mobile or fixed devices, and social applications.

The fast expansion of urban digitalization yields new challenges that span from social issues to technical problems. Therefore, there is a significant joint effort by public authorities, academic research communities and industrial companies to understand and address these challenges. Within that context, the application layer, i.e., the novel services that ICT can bring to digital urban environments, have monopolized the attention. Lower-layer network architectures have gone instead quite overlooked. We believe that this might be a fatal error, since the communication network plays a critical role in supporting advanced services and ultimately in making the Smart City vision a reality. The UrbaNet project deals precisely with that aspect, and the study of network solutions for upcoming Smart Cities represents the core of our work.

Most network-related challenges along the road to real-world Smart Cities deal with efficient mobile data communication, both at the backbone and at the radio access levels. It is on the latter that the UrbaNet project is focused. More precisely, the scope of the project maps to that of capillary networks, an original concept we define next.

The capillary networking concept represents a unifying paradigm for wireless last-mile communication in smart cities. The term we use is reminiscent of the pervasive penetration of different technologies for wireless communication in future digital cities. Indeed, capillary networks represent the very last portion of the data distribution and collection network, bringing Internet connectivity to every endpoint of the urban tissue in the same exact way capillary blood vessels bring oxygen and collect carbon dioxide at tissues in the human body. Capillary networks inherit concepts from the self-configuring, autonomous, ad hoc networks so extensively studied in the past decade, but they do so in a holistic way. Specifically, this implies considering multiple technologies and applications at a time, and doing so by accounting for all the specificities of the urban environment.

3.2. Specific issues and new challenges of capillary networks

Capillary networks are not just a collection of independent wireless technologies that can be abstracted from the urban environment and/or studied separately. That approach has been in fact continued over the last decade, as technologies such as sensor, mesh, vehicular, opportunistic, and – generally speaking – M2M networks have been designed and evaluated in isolation and in presence of unrealistic mobility and physical layer, simplistic deployments, random traffic demands, impractical application use cases and non-existent business models. In addition, the physical context of the network has a significant impact on its performances and cannot be reduced to a simple random variable. Moreover, one of the main element of a network never appears in many studies: the user. To summarize, networks issues should be addressed from a user- and context-centric perspective.

Such abstractions and approximations were necessary for understanding the fundamentals of wireless network protocols. However, real world deployments have shown their limits. The finest protocols are often unreliable and hardly applicable to real contexts. That also partially explains the marginal impact of multi-hop wireless technologies on today's production market. Industrial solutions are mostly single-hop, complex to operate, and expensive to maintain.

In the UrbaNet project we consider the capillary network as an ensemble of strongly intertwined wireless networks that are expected to coexist and possibly co-operate in the context of arising digital cities. This has three major implications:

- Each technology contributing to the overall capillary network should not be studied apart. As a matter of fact, mobile devices integrate today a growing number of sensors (e.g., environment sensing, resource consumption metering, movement, health or pollution monitoring) and multiple radio interfaces (e.g., LTE, WiFi, ZigBee, . . .), and this is becoming a trend also in the case of privately owned cars, public transport vehicles, commercial fleets, and even city bikes. Similarly, access network sites tend to implement heterogeneous communication technologies so as to limit capital expenses. Enabling smart-cities needs a dense sensing of its activities, which cannot be achieved without multi-service sensor networks. Moreover, all these devices are expected to inter-operate so as to make the communication more sustainable and reliable. Thus, the technologies that build up the capillary network shall be studied as a whole in the future.
- The capillary network paradigm necessarily accounts for actual urban mobility flows, city land-use layouts, metropolitan deployment constraints, and expected activity of the citizens. Often, these specificities do not arise from purely networking features, but relate to the study of city topologies and road layouts, social acceptability, transportation systems, energy management, or urban economics. Therefore, addressing capillary network scenarios cannot but rely on strong multidisciplinary interactions.
- Digital and smart cities are often characterized by arising M2M applications. However, a city is, before all, the gathering of citizens, who use digital services and mobile Internet for increasing their quality of life, empowerment, and entertainment opportunities. Some data flows should be gathered to, or distributed from, an information system. Some other should be disseminated to a geographically or time constrained perimeter. Future usage may induce peer-to-peer like traffics. Moreover these services are also an enabler of new usages of the urban environment. Solutions built within the capillary network paradigm have to manage this heterogeneity of traffic requirements and user behaviors.

By following these guidelines, the UrbaNet ambition is to go one step beyond traditional approaches discussed above. The capillary network paradigm for Smart Cities is tightly linked to the specificities of the metropolitan context and the citizens' activity. Our proposal is thus to re-think the way capillary network technologies are developed, considering a broader and more practical perspective.

3.3. Characterizing urban networks

Our first objective is to understand and model those properties of real-world urban environments that have an impact on the design, deployment and operation of capillary networks. It means to collect and analyze data from actual deployments and services, as well as testbeds experiments. These data have then to be correlated with urban characteristics, e.g. topography, density of population and activities. The objective is to deduce analytical models, simulations and traces of realistic scenarios that can be leveraged afterward. We structure the axis into three tasks that correspond to the three broad categories of networking aspects affected by the urban context.

- **Topological characteristics.** Nowadays, the way urban wireless network infrastructures are typically represented in the literature is dissatisfying. As an example, wireless links are mostly represented as symmetric, lossless channels whose signal quality depends continuously on the distance between the transmitter and the receiver. No need to say, real-world behaviors are very far from

these simplified representations. Another example, topologies are generally modeled according to deterministic (e.g., regular grids and lattices, or perfect hexagonal cell coverages) or stochastic (e.g., random uniform distributions over unbound surfaces) approaches. These make network problems mathematically tractable and simulations easier to set up, but are hardly representative of the layouts encountered in the real world. Employing simplistic models helps understanding some fundamental principles but risks to lead to unreliable results, both from the viewpoint of the network architecture design and from that of its performance evaluation. It is thus our speculation that the actual operations and the real-world topologies of infrastructured capillary networks are key to the successful deployment of these technologies, and, in this task, we aim at characterizing them. To that end, we leverage existing collaborations with device manufacturers (Alcatel-Lucent, HiKob) and operators (Orange), as well as collaboration such as the Sense City project and testbed experiments, in order to provide models that faithfully mimic the behavior of real world network devices. The goal is to understand the important features of the topologies, including, e.g., their overall connectivity level, spatial density, degree distribution, regularity, etc. Building on these results, we try to define network graph models that reproduce such major features and can be employed for the development and evaluation of capillary network solutions.

- **Mobilities.** We aim at understanding and modeling the mobile portion of capillary networks as well as the impact of the human mobility on the network usage. Our definition of “mobile portion” includes traditional mobile users as well as all communication-enabled devices that autonomously interact with Internet-based servers and among themselves. There have been efforts to collect real-world movement traces, to generate synthetic mobility dataset and to derive mobility models. However, real-world traces remain limited to small scenarios or circumstantial subsets of the users (e.g., cabs instead of the whole road traffic). Synthetic traces are instead limited by their scale and by their level of realism, still insufficient. Finally, even the most advanced models cannot but provide a rough representation of user mobility in urban areas, as they do not consider the street layout or the human activity patterns. In the end, although often deprecated, random or stochastic mobility models (e.g., random walks, exponential inter-arrivals and cell residence times) are still the common practice. We are well aware of the paramount importance of a faithful representation of device and user mobility within capillary networks and, in order to achieve it, we leverage a number of realistic sources, including Call Detail Records (CDR) collected by mobile operators, Open Data initiatives, real-world social network data, and experiments. We collect data and analyze it, so as to infer the critical properties of the underlying mobility patterns.
- **Data traffic patterns.** The characterization of capillary network usages means understanding and modeling when, where and how the wireless access provided by the diverse capillary network technologies is exploited by users and devices. In other words, we are interested in learning which applications are used at different geographical locations and day times, which urban phenomena generate network usage, and which kind of data traffic load they induce on the capillary network. Properly characterizing network usages is as critical as correctly modeling network topology and mobility. Indeed, the capillary networks being the link directly collecting the data from end devices, we cannot count on statistical smoothing which yields regular distributions. Unfortunately, the common practice is to consider, e.g., that each user or device generates a constant data traffic or follows on/off models, that the offered load is uniform over space and does not vary over time, that there is small difference between uplink and downlink behaviors, or that source/destination node pairs are randomly distributed in the network. We plan to go further on the specific scenarios we address, such as smart-parking, floating car data, tele-metering, road traffic management of pollution detection. To that end, we collect real-world data, explore it and derive properties useful to the accurate modeling of content consumption.

3.4. Autonomic networking protocols

While the capillary networks concept covers a large panel of technologies, network architectures, applications and services, common challenges remain, regardless the particular choice of a technology or architecture.

Our record of research on spontaneous and multi-hop networks let us think that autonomic networking appears as the main issue: the connectivity to Internet, to cyber-physical systems, to Information Systems should be transparent for the user, context-aware and location-aware. To address these challenges, a capillary network model is required. Unfortunately, very few specific models fit this task today. However, a number of important, specific capillary networks properties can already be inferred from recent experiments: distributed and localized topologies, very high node degree, dynamic network diameter, unstable / asymmetric / non-transitive radio links, concurrent topologies, heterogeneous capabilities, etc. These properties can already be acknowledged in the design of networking solutions, and they are particularly challenging for the functioning of the MAC layer and QoS support. Clearly, capillary networks provide new research opportunities with regard to networking protocols design.

- **Self-* protocols.** In this regard, self-configuration, self-organization and self-healing are some of the major concerns within the context of capillary networks. Solving such issues would allow spontaneous topologies to appear dynamically in order to provide a service depending of the location and the context, while also adapting to the interactions imposed by the urban environment. Moreover, these mechanisms have the capacity to alleviate the management of the network and the deployment engineering rules, and can provide efficient support to the network dynamics due to user mobility, environment modifications, etc. The designed protocols have to be able to react to traffic requests and local node densities. We address such self-adaptive protocols as a transversal solution to several scenarios, e.g. pollution monitoring, smart-services depending on human activities, vehicle to infrastructure communications, etc. In architectures where self-* mechanisms govern the protocol design, both robustness and energy are more than ever essential challenges at the network layer. Solutions such as energy-harvesting can significantly increase the network lifetime in this case, therefore we investigate their impact on the mechanisms at both MAC and network layers.
- **Quality of service issues.** The capillary networks paradigm implies a simultaneous deployment of multiple wireless technologies, and by different entities (industry, local community, citizens). This means that some applications and services can be provided concurrently by different parts of the capillary network, while others might require the cooperation of multiple parties. The notion of Service Level Agreement (SLA) for traffic differentiation, quality of service support (delay, reliability, etc.) is a requirement in these cases for scalability purposes and resource sharing. We contribute to a proper definition of this notion and the related network mechanisms in the settings of low power wireless devices. Because of the urban context, but also because of the wireless media itself, network connectivity is always temporary, while applications require a delivery ratio close to 100%. We investigate different techniques that can achieve this objective in an urban environment.
- **Data impact.** Capillary networks suffer from low capacity facing the increasing user request. In order to cope with network saturation, a promising strategy is to consider the nature of the transmitted data in the development of the protocols. Data aggregation and data gathering are two concepts with a major role to play in this context of limited capacity. In particular, combining local aggregation and measurement redundancy for improving on data reliability is a promising idea, which can also be important for energy saving purposes. Even if the data flow is well known and regular, e.g. temperature or humidity metering, developing aggregation schemes tailored to the constraints of the urban environment is a challenge we address within the UrbaNet team. Many urban applications generate data which has limited spatial and temporal perimeters of relevance, e.g. smart-parking applications, community information broadcasting, etc. When solely a spatial range of relevance is considered, the underlying mechanisms are denoted “geocasting”. We also address these spatio-temporal constraints, which combine geocasting approaches with real-time techniques.

3.5. Optimizing cellular network usage

The capacity of cellular networks, even those that are now being planned, does not seem able to cope with the increasing demands of data users. Moreover, new applications with high bandwidth requirements are also foreseen, for example in the intelligent transportation area, and an exponential growth in signaling traffic is

expected in order to enable this data growth. Cumulated with the lack of available new spectrum, this leads to an important challenge for mobile operators, who are looking at both licensed and unlicensed technologies for solutions. The usual strategy consists in a dramatic densification of micro-cells coverage, allowing both to minimize the transmission power of cellular networks as well as to increase the network capacity. However, this solution has obvious physical limits, which we work on determining, and we propose exploiting the capillarity of network interfaces as a complementary solution.

- **Green cellular network.** Increasing the density of micro-cells means multiplying the energy consumption issues. Indeed, the energy consumption of actual LTE eNodeBs and relays, whatever their state, idle, transmitting or receiving, is a major and growing part of the access network energy consumption. For a sustainable deployment of such micro-cell infrastructures and for a significant decrease of the overall energy consumption, an operator needs to be able to switch off cells when they are not absolutely needed. The densification of the cells induces the need for an autonomic control of the on/off state of cells. One solution in this sense can be to adapt the WSN mechanisms to the energy models of micro-cells and to the requirements of a cellular network. The main difficulty here is to be able to adapt and assess the proposed solutions in a realistic environment (in terms of radio propagation, deployment of the cells, user mobility and traffic dynamics).
- **Offloading.** Offloading the cellular infrastructure implies taking advantage of the wealth of connectivity provided by capillary networks instead of relying solely on 4G connectivity. Cellular operators usually possess an important ADSL or cable infrastructure for wired services, the development of femtocell solutions thus becomes very popular. However, while femtocells can be an excellent solution in zones with poor coverage, their extensive use in areas with a high density of mobile users leads to serious interference problems that are yet to be solved. Taking advantage of capillarity for offloading cellular data relies on using IEEE 802.11 Wi-Fi (or other similar technologies) access points or direct device-to-device communications. The ubiquity of Wi-Fi access in urban areas makes this solution particularly interesting, and many studies have focused on its potential. However, these studies fail to take into account the usually low quality of Wi-Fi connections in public areas, and they consider that a certain data rate can be sustained by the Wi-Fi network regardless of the number of contending nodes. In reality, most public Wi-Fi networks are optimized for connectivity, but not for capacity, and more research in this area is needed to correctly assess the potential of this technology. Direct opportunistic communication between mobile users can also be used to offload an important amount of data. This solution raises a number of major problems related to the role of social information and multi-hop communication in the achievable offload capacity. Moreover, in this case the business model is not yet clear, as operators would indeed offload traffic, but also lose revenue as direct ad-hoc communication would be difficult to charge and privacy issues may arise. However, combining hotspot connectivity and multi-hop communications is an appealing answer to broadcasting geo-localized informations efficiently.