



RESEARCH CENTER
Sophia Antipolis - Méditerranée

FIELD

Activity Report 2016

Section Application Domains

Edition: 2017-08-25

1. ABS Project-Team (section vide)	4
2. ACUMES Project-Team	5
3. AOSTE Project-Team	9
4. APICS Project-Team	10
5. AROMATH Project-Team	15
6. ASCLEPIOS Project-Team (section vide)	17
7. ATHENA Project-Team	18
8. AYIN Team (section vide)	19
9. BIOCORE Project-Team	20
10. BIOVISION Team	23
11. CAMIN Team	25
12. CASTOR Project-Team (section vide)	26
13. COATI Project-Team	27
14. COFFEE Project-Team	28
15. DATASHAPE Team	30
16. DIANA Project-Team (section vide)	31
17. ECUADOR Project-Team	32
18. FOCUS Project-Team	35
19. GRAPHDECO Project-Team (section vide)	36
20. GRAPHIK Project-Team (section vide)	37
21. HEPHAISTOS Project-Team	38
22. INDES Project-Team (section vide)	39
23. LAGADIC Project-Team	40
24. LEMON Team	41
25. MAESTRO Project-Team	42
26. MARELLE Project-Team (section vide)	43
27. MATHNEURO Team (section vide)	44
28. MCTAO Project-Team	45
29. MORPHEME Project-Team (section vide)	48
30. NACHOS Project-Team	49
31. STARS Project-Team	54
32. TITANE Project-Team	56
33. TOSCA Project-Team	57
34. VIRTUAL PLANTS Project-Team (section vide)	60
35. WIMMICS Project-Team	61
36. ZENITH Project-Team	64

ABS Project-Team (section vide)

ACUMES Project-Team

4. Application Domains

4.1. Active flow control for vehicles

The reduction of CO₂ emissions represents a great challenge for the automotive and aeronautic industries, which committed respectively a decrease of 20% for 2020 and 75% for 2050. This goal will not be reachable, unless a significant improvement of the aerodynamic performance of cars and aircrafts is achieved (e.g. aerodynamic resistance represents 70% of energy losses for cars above 90 km/h). Since vehicle design cannot be significantly modified, due to marketing or structural reasons, active flow control technologies are one of the most promising approaches to improve aerodynamic performance. This consists in introducing micro-devices, like pulsating jets or vibrating membranes, that can modify vortices generated by vehicles. Thanks to flow non-linearities, a small energy expense for actuation can significantly reduce energy losses. The efficiency of this approach has been demonstrated, experimentally as well as numerically, for simple configurations [134]. However, the lack of efficient and flexible numerical models, that allow to simulate and optimize a large number of such devices on realistic configurations, is still a bottleneck for the emergence of this technology in an industrial context. In particular, the prediction of actuated flows requires the use of advanced turbulence closures, like Detached Eddy Simulation or Large Eddy Simulation [85]. They are intrinsically three-dimensional and unsteady, yielding a huge computational effort for each analysis, which makes their use tedious for optimization purpose. In this context, we intend to contribute to the following research axes:

- *Sensitivity analysis for actuated flows.* Adjoint-based (reverse) approaches, classically employed in design optimization procedure to compute functional gradients, are not well suited to this context. Therefore, we propose to explore the alternative (direct) formulation, which is not so much used, in the perspective of a better characterization of actuated flows and optimization of control devices.
- *Hierarchical optimization of control devices.* The optimization of dozen of actuators, in terms of locations, frequencies, amplitudes, will be practically tractable only if a hierarchical approach is adopted, which mixes fine (DES) and coarse (URANS) simulations, and possibly experiments. We intend to develop such an optimization strategy on the basis of Gaussian Process models (*multi-fidelity kriging*).

4.2. Vehicular and pedestrian traffic flows

Intelligent Transportation Systems (ITS) is nowadays a booming sector, where the contribution of mathematical modeling and optimization is widely recognized. In this perspective, traffic flow models are a commonly cited example of "complex systems", in which individual behavior and self-organization phenomena must be taken into account to obtain a realistic description of the observed macroscopic dynamics [94]. Further improvements require more advanced models, keeping into better account interactions at the microscopic scale, and adapted control techniques, see [44] and references therein. In particular, we will focus on the following aspects:

- *Junction models.* We are interested in designing a general junction model both satisfying basic analytical properties guaranteeing well-posedness and being realistic for traffic applications. In particular, the model should be able to overcome severe drawbacks of existing models, such as restrictions on the number of involved roads and prescribed split ratios [57], [83], which limit their applicability to real world situations. Hamilton-Jacobi equations could be also an interesting direction of research, following the recent results obtained in [99].
- *Data assimilation.* In traffic flow modeling, the capability of correctly estimating and predicting the state of the system depends on the availability of rich and accurate data on the network. Up to now, the most classical sensors are fixed ones. They are composed of inductive loops (electrical wires) that are installed at different spatial positions of the network and that can measure the traffic flow,

the occupancy rate (i.e. the proportion of time during which a vehicle is detected to be over the loop) and the speed (in case of a system of two distant loops). These data are useful / essential to calibrate the phenomenological relationship between flow and density which is known in the traffic literature as the Fundamental Diagram. Nowadays, thanks to the wide development of mobile internet and geolocalization techniques and its increasing adoption by the road users, smartphones have turned into perfect mobile sensors in many domains, including in traffic flow management. They can provide the research community with a large database of individual trajectory sets that are known as Floating Car Data (FCD), see [96] for a real field experiment. Classical macroscopic models, say (hyperbolic systems of) conservation laws, are not designed to take into account this new kind of microscopic data. Other formulations, like Hamilton-Jacobi partial differential equations, are most suited and have been intensively studied in the past five years (see [50], [51]), with a stress on the (fixed) Eulerian framework. Up to our knowledge, there exist a few studies in the time-Lagrangian as well as space-Lagrangian frameworks, where data coming from mobile sensors could be easily assimilated, due to the fact that the Lagrangian coordinate (say the label of a vehicle) is fixed.

- *Control of autonomous vehicles.* Traffic flow is usually controlled via traffic lights or variable speed limits, which have fixed space locations. The deployment of autonomous vehicles opens new perspectives in traffic management, as the use of a small fraction of cars to optimize the overall traffic. In this perspective, the possibility to track vehicles trajectories either by coupled micro-macro models [64], [84] or via the Hamilton-Jacobi approach [50], [51] could allow to optimize the flow by controlling some specific vehicles corresponding to internal conditions.

4.3. Concurrent design for building systems

Building industry has to face more and more stringent requirements, including energy performance, structural safety and environmental impact. To this end, new materials and new technologies have emerged [103] to help the construction firms meet these requirements. At the same time, many different teams or firms interact, most of the interaction being of non-cooperative nature. The teams involved in construction have different goals, depending on which stage they operate. Indeed, the lifetime of a building goes through three stages: construction, use and destruction. To each of these phases correspond quality criteria related in particular to:

- Safety: structural, fire, evacuation, chemical spread, etc.
- Well-being of its occupants: thermal and acoustic comfort.
- Functionality of its intended use.
- Environmental impact.

These stages and criteria form a complex system, the so-called building system, whose overall quality (in an intuitive sense) is directly impacted by many heterogeneous factors, such as the geographical location or the shape or material composition of some of its components (windows, frames, thermal convectors positions, etc.) It is obvious that the optimization process of these settings must be performed at the "zero" stage of the project design. Moreover, the optimization process has to follow a global approach, taking into account all the concurrent criteria that intervene in the design of building systems.

The application of up-to-date concurrent optimization machinery (games, Pareto Fronts) for multiphysics systems involved in the building is an original approach. With our industrial partner, who wishes routine use of new high performance components in the construction of buildings, we expect that our approach will yield breakthrough performances (with respect to the above criteria) compared to the current standards.

The research project relies on the ADT BuildingSmart (see software development section) for the implementation of industrial standard software demonstrators.

4.4. Other application fields

Besides the above mentioned axes, which constitute the project's identity, the methodological tools described in Section have a wider range of application. We currently carry on also the following research actions, in collaboration with external partners.

- **Modeling cell dynamics.** Migration and proliferation of epithelial cell sheets are the two keystone aspects of the collective cell dynamics in most biological processes such as morphogenesis, embryogenesis, cancer and wound healing. It is then of utmost importance to understand their underlying mechanisms.

Semilinear reaction-diffusion equations are widely used to give a phenomenological description of the temporal and spatial changes occurring within cell populations that undergo scattering (moving), spreading (expanding cell surface) and proliferation. We have followed the same methodology and contributed to assess the validity of such approaches in different settings (cell sheets [91], dorsal closure [32], actin organization [31]). However, epithelial cell-sheet movement is complex enough to undermine most of the mathematical approaches based on *locality*, that is mainly traveling wavefront-like partial differential equations. In [77] it is shown that Madin-Darby Canine Kidney (MDCK) cells extend cryptic lamellipodia to drive the migration, several rows behind the wound edge. In [117] MDCK monolayers are shown to exhibit similar non-local behavior (long range velocity fields, very active border-localized leader cells).

Our aim is to start from a mesoscopic description of cell interaction: considering cells as independent anonymous agents, we plan to investigate the use of mathematical techniques adapted from the mean-field game theory. Otherwise, looking at them as interacting particles, we will use a multi-agent approach (at least for the actin dynamics). We intend also to consider approaches stemming from compartment-based simulation in the spirit of those developed in [74], [79], [81].

- **Modeling cardio-stents.**

Atherosclerosis or arterial calcification is a major vascular disease, caused by fatty deposits on the inner walls of arteries. Angioplasty techniques propose several solutions to remedy this pathology. We are interested in those which consist in introducing a metallic stent, to crush the lipid plaques, and ensure permanent enlargement of the damaged arterial wall. The implementation of such an element is accompanied by an immune reaction of the arterial walls, which is manifested by an accelerated proliferation of cells within the so called media, which highlights two major risks: restenosis, and thrombosis. One promising technique is to introduce a "Drug Eluting Stent", which is a metallic stent coated with a polymer layer containing an antiproliferative drug to slow the proliferation process, in order to improve the functioning of the stent. Our major objective in this part is to setup and develop the mathematical modeling and computational tools that lead to the effective estimation of the Fractional Flow Reserve [115], which is a promising new technique to help the cardiologists take decisions on stent implantation.

- **Game strategies for thermoelastography.** Thermoelastography is an innovative non-invasive control technology, which has numerous advantages over other techniques, notably in medical imaging [110]. Indeed, it is well known that most pathological changes are associated with changes in tissue stiffness, while remaining isoechoic, and hence difficult to detect by ultrasound techniques. Based on elastic waves and heat flux reconstruction, thermoelastography shows no destructive or aggressive medical sequel, unlike X-ray and comparables techniques, making it a potentially prominent choice for patients.

Physical principles of thermoelastography originally rely on dynamical structural responses of tissues, but as a first approach, we only consider static responses of linear elastic structures.

The mathematical formulation of the thermoelasticity reconstruction is based on data completion and material identification, making it a harsh ill posed inverse problem. In previous works [92], [101], we have demonstrated that Nash game approaches are efficient to tackle ill-posedness. We intend to extend the results obtained for Laplace equations in [92], and the algorithms developed in Section 3.1.2.4 to the following problems (of increasing difficulty):

- Simultaneous data and parameter recovery in linear elasticity, using the so-called Kohn and Vogelius functional (ongoing work, some promising results obtained).
- Data recovery in coupled heat-thermoelasticity systems.

- Data recovery in linear thermoelasticity under stochastic heat flux, where the imposed flux is stochastic.
- Data recovery in coupled heat-thermoelasticity systems under stochastic heat flux, formulated as an incomplete information Nash game.
- Application to robust identification of cracks.

- **Constraint elimination in Quasi-Newton methods.** In single-objective differentiable optimization, Newton's method requires the specification of both gradient and Hessian. As a result, the convergence is quadratic, and Newton's method is often considered as the target reference. However, in applications to distributed systems, the functions to be minimized are usually "functionals", which depend on the optimization variables by the solution of an often complex set of PDE's, through a chain of computational procedures. Hence, the exact calculation of the full Hessian becomes a complex and costly computational endeavor.

This has fostered the development of *quasi-Newton's methods* that mimic Newton's method but use only the gradient, the Hessian being iteratively constructed by successive approximations inside the algorithm itself. Among such methods, the Broyden-Fletcher-Goldfarb-Shanno (BFGS) algorithm is well-known and commonly employed. In this method, the Hessian is corrected at each new iteration by rank-one matrices defined from several evaluations of the gradient only. The BFGS method has "super-linear convergence".

For constrained problems, certain authors have developed so-called *Riemannian BFGS*, e.g. [120], that have the desirable convergence property in constrained problems. However, in this approach, the constraints are assumed to be known formally, by explicit expressions.

In collaboration with ONERA-Meudon, we are exploring the possibility of representing constraints, in successive iterations, through local approximations of the constraint surfaces, splitting the design space locally into tangent and normal sub-spaces, and eliminating the normal coordinates through a linearization, or more generally a finite expansion, and applying the BFGS method through dependencies on the coordinates in the tangent subspace only. Preliminary experiments on the difficult Rosenbrock test-case, although in low dimensions, demonstrate the feasibility of this approach. On-going research is on theorizing this method, and testing cases of higher dimensions.

- **Multi-objective optimization for nanotechnologies.** Our team takes part in a larger collaboration with CEA/LETI (Grenoble), initiated by the Inria Project-Team Nachos, and related to the Maxwell equations. Our component in this activity relates to the optimization of nanophotonic devices, in particular with respect to the control of thermal loads. We have first identified a gradation of representative test-cases of increasing complexity:
 - infrared micro-source;
 - micro-photoacoustic cell;
 - nanophotonic device.

These cases involve from a few geometric parameters to be optimized to a functional minimization subject to a finite-element solution involving a large number of dof's. CEA disposes of such codes, but considering the computational cost of the objective functions in the complex cases, the first part of our study is focused on the construction and validation of meta-models, typically of RBF-type. Multi-objective optimization will be carried out subsequently by MGDA, and possibly Nash games.

AOSTE Project-Team

4. Application Domains

4.1. System Engineering Environments

Participants: Robert de Simone, Julien Deantoni, Frédéric Mallet, Marie Agnes Peraldi Frati.

In the case of Embedded and Cyber-Physical Systems, the cyber/digital design of discrete controllers is only a part of a larger design process, we other aspects of the physical environment need to be considered as well, involving constraints and requirements on the global system (people even talk of *Systems of Systems*). Dedicated environments are now being defined, also considering system life-cycle and component reuse in this larger setting, under the name of *Atelier Génie Système* (in French). Such efforts usually involve large industrial end-users, together with software houses of tool vendors, and academic partners altogether. An instance of such environment is the Cappella (open-source, Eclipse) environment, promoted by the Clarity project and its associated consortium [8.1.2.2](#) .

4.2. Many-Core Embedded Architectures

Participants: Robert de Simone, Dumitru Potop Butucaru, Liliana Cucu, Yves Sorel.

The AAA approach (fitting embedded applications onto embedded architectures) requires a sufficiently precise description of (a model of) the architecture (description platform). Such platforms become increasingly heterogeneous, and we had to consider a number of emerging ones with that goal in mind, such as Kalray MPPA (in the CAPACITES project [8.1.2.3](#) , IntelCore dual CPU/GPU structure in a collaboration with Kontron, ARM big.LITTLE architecture in the course of the HOPE ANR project [8.1.1.1](#) , or a dedicated supercomputer based on Network-on-Board interconnect in the Clistine project [8.1.1.3](#) .

4.3. Transportation and the avionic domain

Participants: Robert de Simone, Julien Deantoni, Frédéric Mallet, Marie Agnès Peraldi Frati, Dumitru Potop Butucaru, Liliana Cucu, Yves Sorel.

A large number of our generic activities, both on modeling and design, and on analysis and implementation of real-time embedded systems, found specific applications in the avionic field (with partners such as Airbus, Thales, Safran,...), while other targets remained less attainable (car industry for instance).

APICS Project-Team

4. Application Domains

4.1. Introduction

Application domains are naturally linked to the problems described in Sections 3.2.1 and 3.2.2. By and large, they split into a systems-and-circuits part and an inverse-source-and-boundary-problems part, united under a common umbrella of function-theoretic techniques as described in Section 3.3.

4.2. Inverse magnetization problems

Participants: Laurent Baratchart, Sylvain Chevillard, Juliette Leblond, Konstantinos Mavreas, Dmitry Ponomarev.

Generally speaking, inverse potential problems, similar to the one appearing in Section 4.3, occur naturally in connection with systems governed by Maxwell's equation in the quasi-static approximation regime. In particular, they arise in magnetic reconstruction issues. A specific application is to geophysics, which led us to form the Inria Associate Team "IMPINGE" (Inverse Magnetization Problems IN GEosciences) together with MIT and Vanderbilt University. A recent collaboration with Cerege (CNRS, Aix-en-Provence), in the framework of the ANR-project MagLune, completes this picture, see Section 7.2.2.

To set up the context, recall that the Earth's geomagnetic field is generated by convection of the liquid metallic core (geodynamo) and that rocks become magnetized by the ambient field as they are formed or after subsequent alteration. Their remanent magnetization provides records of past variations of the geodynamo, which is used to study important processes in Earth sciences like motion of tectonic plates and geomagnetic reversals. Rocks from Mars, the Moon, and asteroids also contain remanent magnetization which indicates the past presence of core dynamos. Magnetization in meteorites may even record fields produced by the young sun and the protoplanetary disk which may have played a key role in solar system formation.

For a long time, paleomagnetic techniques were only capable of analyzing bulk samples and compute their net magnetic moment. The development of SQUID microscopes has recently extended the spatial resolution to sub-millimeter scales, raising new physical and algorithmic challenges. The associate team IMPINGE aims at tackling them, experimenting with the SQUID microscope set up in the Paleomagnetism Laboratory of the department of Earth, Atmospheric and Planetary Sciences at MIT. Typically, pieces of rock are sanded down to a thin slab, and the magnetization has to be recovered from the field measured on a planar region at small distance from the slab.

Mathematically speaking, both inverse source problems for EEG from Section 4.3 and inverse magnetization problems described presently amount to recover the (3-D valued) quantity m (primary current density in case of the brain or magnetization in case of a thin slab of rock) from measurements of the potential:

$$\int_{\Omega} \frac{\operatorname{div} m(x') dx'}{|x-x'|}, \quad (1)$$

outside the volume Ω of the object. The difference is that the distribution m is located in a volume in the case of EEG, and on a plane in the case of rock magnetization. This results in quite different identifiability properties, see [36] and Section 5.1.1, but the two situations share a substantial Mathematical common core.

Another timely instance of inverse magnetization problems lies with geomagnetism. Satellites orbiting around the Earth measure the magnetic field at many points, and nowadays it is a challenge to extract global information from those measurements. In collaboration with C. Gerhards from the University of Vienna, Apics has started to work on the problem of separating the magnetic field due to the magnetization of the globe's crust from the magnetic field due to convection in the liquid metallic core. The techniques involves are variants, in a spherical context, from those developed within the IMPINGE associate team for paleomagnetism, see Section 5.1.4.

4.3. Inverse source problems in EEG

Participants: Laurent Baratchart, Juliette Leblond, Jean-Paul Marmorat, Christos Papageorgakis, Nicolas Schnitzler.

This work is conducted in collaboration with Maureen Clerc and Théo Papadopoulo from the Athena EPI.

Solving overdetermined Cauchy problems for the Laplace equation on a spherical layer (in 3-D) in order to extrapolate incomplete data (see Section 3.2.1) is a necessary ingredient of the team's approach to inverse source problems, in particular for applications to EEG, see [7]. Indeed, the latter involves propagating the initial conditions through several layers of different conductivities, from the boundary shell down to the center of the domain where the singularities (*i.e.* the sources) lie. Once propagated to the innermost sphere, it turns out that traces of the boundary data on 2-D cross sections coincide with analytic functions with branched singularities in the slicing plane [6], [41]. The singularities are related to the actual location of the sources, namely their moduli reach in turn a maximum when the plane contains one of the sources. Hence we are back to the 2-D framework of Section 3.3.3, and recovering these singularities can be performed *via* best rational approximation. The goal is to produce a fast and sufficiently accurate initial guess on the number and location of the sources in order to run heavier descent algorithms on the direct problem, which are more precise but computationally costly and often fail to converge if not properly initialized. Our belief is that such a localization process can add a geometric, valuable piece of information to the standard temporal analysis of EEG signal records.

Numerical experiments obtained with our software FindSources3D give very good results on simulated data and we are now engaged in the process of handling real experimental data (see Sections 3.4.2 and 5.1), in collaboration with the Athena team at Inria Sophia Antipolis, neuroscience teams in partner-hospitals (la Timone, Marseille), and the BESA company (Munich).

4.4. Identification and design of microwave devices

Participants: Laurent Baratchart, Sylvain Chevillard, Jean-Paul Marmorat, Martine Olivi, Fabien Seyfert.

This is joint work with Stéphane Bila (XLIM, Limoges).

One of the best training grounds for function-theoretic applications by the team is the identification and design of physical systems whose performance is assessed frequency-wise. This is the case of electromagnetic resonant systems which are of common use in telecommunications.

In space telecommunications (satellite transmissions), constraints specific to on-board technology lead to the use of filters with resonant cavities in the microwave range. These filters serve multiplexing purposes (before or after amplification), and consist of a sequence of cylindrical hollow bodies, magnetically coupled by irises (orthogonal double slits). The electromagnetic wave that traverses the cavities satisfies the Maxwell equations, forcing the tangent electrical field along the body of the cavity to be zero. A deeper study of the Helmholtz equation states that an essentially discrete set of wave vectors is selected. In the considered range of frequency, the electrical field in each cavity can be decomposed along two orthogonal modes, perpendicular to the axis of the cavity (other modes are far off in the frequency domain, and their influence can be neglected).

Each cavity (see Figure 1) has three screws, horizontal, vertical and midway (horizontal and vertical are two arbitrary directions, the third direction makes an angle of 45 or 135 degrees, the easy case is when all cavities show the same orientation, and when the directions of the irises are the same, as well as the input and output slits). Since screws are conductors, they behave as capacitors; besides, the electrical field on the surface has to be zero, which modifies the boundary conditions of one of the two modes (for the other mode, the electrical field is zero hence it is not influenced by the screw), the third screw acts as a coupling between the two modes. The effect of an iris is opposite to that of a screw: no condition is imposed on a hole, which results in a coupling between two horizontal (or two vertical) modes of adjacent cavities (in fact the iris is the union of two rectangles, the important parameter being their width). The design of a filter consists in finding the size of each cavity, and the width of each iris. Subsequently, the filter can be constructed and tuned by adjusting the screws. Finally, the screws are glued once a satisfactory response has been obtained. In what follows, we shall consider a typical example, a filter designed by the CNES in Toulouse, with four cavities near 11 GHz.



Figure 1. Picture of a 6-cavities dual mode filter. Each cavity (except the last one) has 3 screws to couple the modes within the cavity, so that 16 quantities must be optimized. Quantities such as the diameter and length of the cavities, or the width of the 11 slits are fixed during the design phase.

Near the resonance frequency, a good approximation to the Helmholtz equations is given by a second order differential equation. Thus, one obtains an electrical model of the filter as a sequence of electrically-coupled resonant circuits, each circuit being modeled by two resonators, one per mode, the resonance frequency of which represents the frequency of a mode, and whose resistance accounts for electric losses (surface currents) in the cavities.

This way, the filter can be seen as a quadripole, with two ports, when plugged onto a resistor at one end and fed with some potential at the other end. One is now interested in the power which is transmitted and reflected. This leads one to define a scattering matrix S , which may be considered as the transfer function of a stable causal linear dynamical system, with two inputs and two outputs. Its diagonal terms $S_{1,1}$, $S_{2,2}$ correspond to reflections at each port, while $S_{1,2}$, $S_{2,1}$ correspond to transmission. These functions can be measured at certain frequencies (on the imaginary axis). The matrix S is approximately rational of order 4 times the number of cavities (that is 16 in the example on Figure 2), and the key step consists in expressing the components of the equivalent electrical circuit as functions of the S_{ij} (since there are no formulas expressing the lengths of the screws in terms of parameters of this electrical model). This representation is also useful to analyze the numerical simulations of the Maxwell equations, and to check the quality of a design, in particular the absence of higher resonant modes.

In fact, resonance is not studied via the electrical model, but via a low-pass equivalent circuit obtained upon linearizing near the central frequency, which is no longer conjugate symmetric (*i.e.* the underlying system may no longer have real coefficients) but whose degree is divided by 2 (8 in the example).

In short, the strategy for identification is as follows:

- measuring the scattering matrix of the filter near the optimal frequency over twice the pass band (which is 80MHz in the example).
- Solving bounded extremal problems for the transmission and the reflection (the modulus of the response being respectively close to 0 and 1 outside the interval measurement, cf. Section 3.3.1) in order to get a model for the scattering matrix as an analytic matrix-valued function. This provides

us with a scattering matrix known to be close to a rational matrix of order roughly 1/4 of the number of data points.

- Approximating this scattering matrix by a true rational transfer-function of appropriate degree (8 in this example) via the Endymion or RARL2 software (cf. Section 3.3.2.2).
- A state space realization of S , viewed as a transfer function, can then be obtained, where additional symmetry constraints coming from the reciprocity law and possibly other physical features of the device have to be imposed.
- Finally one builds a realization of the approximant and looks for a change of variables that eliminates non-physical couplings. This is obtained by using algebraic-solvers and continuation algorithms on the group of orthogonal complex matrices (symmetry forces this type of transformation).

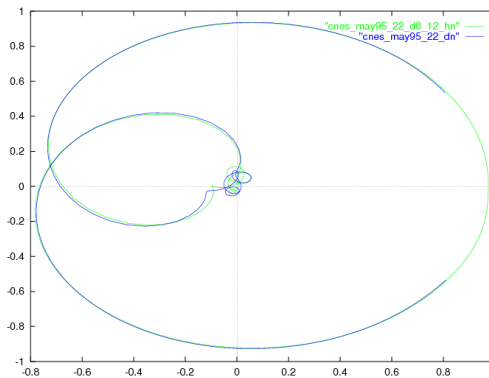


Figure 2. Nyquist Diagram. Rational approximation (degree 8) and data - S_{22} .

The final approximation is of high quality. This can be interpreted as a confirmation of the linearity assumption on the system: the relative L^2 error is less than 10^{-3} . This is illustrated by a reflection diagram (Figure 2). Non-physical couplings are less than 10^{-2} .

The above considerations are valid for a large class of filters. These developments have also been used for the design of non-symmetric filters, which are useful for the synthesis of repeating devices.

The team further investigates problems relative to the design of optimal responses for microwave devices. The resolution of a quasi-convex Zolotarev problems was proposed, in order to derive guaranteed optimal multi-band filter responses subject to modulus constraints [8]. This generalizes the classical single band design techniques based on Chebyshev polynomials and elliptic functions. The approach relies on the fact that the modulus of the scattering parameter $|S_{1,2}|$ admits a simple expression in terms of the filtering function $D = |S_{1,1}|/|S_{1,2}|$, namely

$$|S_{1,2}|^2 = \frac{1}{1 + D^2}.$$

The filtering function appears to be the ratio of two polynomials p_1/p_2 , the numerator of the reflection and transmission scattering factors, that may be chosen freely. The denominator q is then obtained as the unique stable unitary polynomial solving the classical Feldtkeller spectral equation:

$$qq^* = p_1p_1^* + p_2p_2^*.$$

The relative simplicity of the derivation of a filter's response, under modulus constraints, owes much to the possibility of forgetting about Feldtkeller's equation and express all design constraints in terms of the filtering function. This no longer the case when considering the synthesis N -port devices for $N > 3$, like multiplexers, routers and power dividers, or when considering the synthesis of filters under matching conditions. The efficient derivation of multiplexers responses is the subject of recent investigation by Apics, using techniques based on constrained Nevanlinna-Pick interpolation (see Section 5.2).

Through contacts with CNES (Toulouse) and UPV (Bilbao), Apics got additionally involved in the design of amplifiers which, unlike filters, are active devices. A prominent issue here is stability. A twenty years back, it was not possible to simulate unstable responses, and only after building a device could one detect instability. The advent of so-called *harmonic balance* techniques, which compute steady state responses of linear elements in the frequency domain and look for a periodic state in the time domain of a network connecting these linear elements *via* static non-linearities made it possible to compute the harmonic response of a (possibly nonlinear and unstable) device [78]. This has had tremendous impact on design, and there is a growing demand for software analyzers. The team is also becoming active in this area.

In this connection, there are two types of stability involved. The first is stability of a fixed point around which the linearized transfer function accounts for small signal amplification. The second is stability of a limit cycle which is reached when the input signal is no longer small and truly nonlinear amplification is attained (*e.g.* because of saturation). Work by the team so far has been concerned with the first type of stability, and emphasis is put on defining and extracting the "unstable part" of the response, see Section 5.4 . The stability check for limit cycles is now under investigation.

AROMATH Project-Team

4. Application Domains

4.1. Geometric modeling for Design and Manufacturing.

The main domain of applications that we consider for the methods we develop is Computer Aided Design and Manufacturing.

Computer-Aided Design (CAD) involves creating digital models defined by mathematical constructions, from geometric, functional or aesthetic considerations. Computer-aided manufacturing (CAM) uses the geometrical design data to control the tools and processes, which lead to the production of real objects from their numerical descriptions.

CAD-CAM systems provide tools for visualizing, understanding, manipulating, and editing virtual shapes. They are extensively used in many applications, including automotive, shipbuilding, aerospace industries, industrial and architectural design, prosthetics, and many more. They are also widely used to produce computer animation for special effects in movies, advertising and technical manuals, or for digital content creation. Their economic importance is enormous. Their importance in education is also growing, as they are more and more used in schools and educational purposes.

CAD-CAM has been a major driving force for research developments in geometric modeling, which leads to very large software, produced and sold by big companies, capable of assisting engineers in all the steps from design to manufacturing.

Nevertheless, many challenges still need to be addressed. Many problems remain open, related to the use of efficient shape representations, of geometric models specific to some application domains, such as in architecture, naval engineering, mechanical constructions, manufacturing, Important questions on the robustness and the certification of geometric computation are not yet answered. The complexity of the models which are used nowadays also appeal for the development of new approaches. The manufacturing environment is also increasingly complex, with new type of machine tools including: turning, 5 axis machining and wire EDM (Electrical Discharge Machining), 3D printer. It cannot be properly used without computer assistance, which raises methodological and algorithmic questions. There is an increasing need to combine design and simulation, for analyzing the physical behavior of a model and for optimal design.

The field has deeply changed over the last decades, with the emergence of new geometric modeling tools built on dedicated packages, which are mixing different scientific areas to address specific applications. It is providing new opportunities to apply new geometric modeling methods, output from research activities.

4.2. Geometric modeling for Numerical Simulation and Optimization

A major bottleneck in the CAD-CAM developments is the lack of interoperability of modeling systems and simulation systems. This is strongly influenced by their development history, as they have been following different paths.

The geometric tools have evolved from supporting a limited number of tasks at separate stages in product development and manufacturing, to being essential in all phases from initial design through manufacturing.

Current Finite Element Analysis (FEA) technology was already well established 40 years ago, when CAD-systems just started to appear, and its success stems from using approximations of both the geometry and the analysis model with low order finite elements (most often of degree ≤ 2).

There has been no requirement between CAD and numerical simulation, based on Finite Element Analysis, leading to incompatible mathematical representations in CAD and FEA. This incompatibility makes interoperability of CAD/CAM and FEA very challenging. In the general case today this challenge is addressed by expensive and time-consuming human intervention and software developments.

Improving this interaction by using adequate geometric and functional descriptions should boost the interaction between numerical analysis and geometric modeling, with important implications in shape optimization. In particular, it could provide a better feedback of numerical simulations on the geometric model in a design optimization loop, which incorporates iterative analysis steps.

The situation is evolving. In the past decade, a new paradigm has emerged to replace the traditional Finite Elements by B-Spline basis element of any polynomial degree, thus in principle enabling exact representation of all shapes that can be modelled in CAD. It has been demonstrated that the so-called isogeometric analysis approach can be far more accurate than traditional FEA.

It opens new perspectives for the interoperability between geometric modeling and numerical simulation. The development of numerical methods of high order using a precise description of the shapes raises questions on piecewise polynomial elements, on the description of computational domains and of their interfaces, on the construction of good function spaces to approximate physical solutions. All these problems involve geometric considerations and are closely related to the theory of splines and to the geometric methods we are investigating. We plan to apply our work to the development of new interactions between geometric modeling and numerical solvers.

ASCLEPIOS Project-Team (section vide)

ATHENA Project-Team

4. Application Domains

4.1. Applications of diffusion MRI

Clinical domain: Diagnosis of neurological disorder

Various examples of CNS diseases as Alzheimer's and Parkinson's diseases and others like multiple sclerosis, traumatic brain injury and schizophrenia have characteristic abnormalities in the micro-structure of brain tissues that are not apparent and cannot be revealed reliably by standard imaging techniques. Diffusion MRI can make visible these co-lateral damages to the fibers of the CNS white matter that connect different brain regions. This is why in our research, Diffusion MRI is the major anatomical imaging modality that will be considered to recover the CNS connectivity.

4.2. Applications of M/EEG

Applications of EEG and MEG:

Clinical domain: Diagnosis of neurological disorders

The dream of all M/EEG researchers is to alleviate the need for invasive recordings (electrocorticograms or intracerebral electrodes), which are often necessary prior to brain surgery, in order to precisely locate both pathological and vital functional areas. We are involved in this quest, particularly through our collaborations with the La Timone hospital in Marseille.

Subtopics include:

- Diagnosis of neurological disorders such as epilepsy, schizophrenia, tinnitus, ...
- Presurgical planning of brain surgery.

Cognitive research

- Aims at better understanding the brain spatio-temporal organisation.
- Collaboration with the *Laboratory for Neurobiology of Cognition* in order to develop methods that suit their needs for sophisticated data analysis.

Brain Computer Interfaces (BCI) aim to allow direct control of external devices using brain signals such as measured through EEG. In our project, BCI can be seen as an application of EEG processing techniques, but also as an object of fundamental and applied research as they open the way for more dynamical and active brain cognitive protocols.

We are developing research collaborations with the Neurelec company in Sophia Antipolis (subsidiary of Oticon Medical) and with the leading EEG software company BESA based in Munich. We collaborate with Nice University Hospital on the usage of BCI-based communication for ALS⁰ patients.

⁰Nice University Hospital hosts a regional reference center for patients suffering from Amyotrophic Lateral Sclerosis

AYIN Team (section vide)

BIOCORE Project-Team

4. Application Domains

4.1. Bioenergy

Finding sources of renewable energy is a key challenge for our society. We contribute to this topic through two main domains for which a strong and acknowledged expertise has been acquired over the years. First, we consider anaerobic digesters, the field of expertise of the members of the team at the Laboratory of Environmental Biotechnology (LBE), for the production of methane and/or biohydrogen from organic wastes. The main difficulty is to make these processes more reliable and exploit more efficiently the produced biogas by regulating both its quality and quantity despite high variability in the influent wastes. One of the specific applications that needs to be tackled is the production of biogas in a plant when the incoming organic waste results from the mixing of a finite number of substrates. The development of control laws that optimize the input mix of the substrates as a function of the actual state of the system is a key challenge for the viability of this industry.

The second topic consists in growing microalgae, the field of expertise of the members of the team at the Oceanographic Laboratory of Villefranche-sur-Mer (LOV), to produce biofuel. These microorganisms can synthesize lipids with a much higher productivity than terrestrial oleaginous species. The difficulty is to better understand the involved processes, which are mainly transient, to stimulate and optimize them on the basis of modeling and control strategies. Predicting and optimizing the productivity reached by these promising systems in conditions where light received by each cell is strongly related to hydrodynamics, is a crucial challenge.

Finally, for the energy balance of the process, it is important to couple microalgae and anaerobic digestion to optimize the solar energy that can be recovered from microalgae, as was explored within the ANR Symbiose project (2009-2012) [2].

4.2. CO₂ fixation and fluxes

Phytoplanktonic species, which assimilate CO₂ during photosynthesis, have received a lot of attention in the last years. Microalgal based processes have been developed in order to mitigate industrial CO₂. As for biofuel productions, many problems arise when dealing with microalgae which are more complex than bacteria or yeasts. Several models have been developed within our team to predict the CO₂ uptake in conditions of variable light and nitrogen availability. The first modeling challenge in that context consists in taking temperature effects and light gradient into account.

The second challenge consists in exploiting the microalgal bioreactors which have been developed in the framework of the quantification of carbon fluxes between ocean and atmospheres. The SEMPO platform (simulator of variable environment computer controlled), developed within the LOV team, has been designed to reproduce natural conditions that can take place in the sea and to accurately measure the cells behavior. This platform, for which our team has developed models and control methods over the years, is an original and unique tool to develop relevant models which stay valid in dynamic conditions. It is worth noting that a better knowledge of the photosynthetic mechanisms and improved photosynthesis models will benefit both thematics: CO₂ mitigation and carbon fluxes predictions in the sea.

4.3. Biological control for plants and micro-plants production systems

This research concentrates on the protection of cultures of photosynthetic organisms against their pests or their competitors. The cultures we study are crop and micro-algae productions. In both cases, the devices are more or less open to the outside, depending on the application (greenhouse/field, photobioreactor/raceway), so that they may give access to harmful pathogens and invading species. We opt for protecting the culture through the use of biocontrol in a broad sense.

In crop production, biocontrol is indeed a very promising alternative to reduce pesticide use: it helps protecting the environment, as well as the health of consumers and producers; it limits the development of resistance (compared to chemicals)... The use of biocontrol agents, which are, generically, natural enemies (predators, parasitoids or pathogens) of crop pests [6], is however not widespread yet because it often lacks efficiency in real-life crop production systems (while its efficiency in the laboratory is much higher) and can fail to be economically competitive. Resistant crops are also used instead of pesticides to control pests and pathogens, but the latter eventually more or less rapidly overcome the resistance, so these crops need to be replaced by new resistant crops. As resistant genes are a potentially limited resource, a challenge is to ensure the durability of crop resistance. Our objective is to propose models that would help to explain which factors are locks that prevent the smooth transition from the laboratory to the agricultural crop, as well as develop new methods for the optimal deployment of the pests natural enemies and of crop resistance.

Microalgae production is faced with exactly the same problems since predators of the produced microalgae (e.g. zooplankton) or simply other species of microalgae can invade the photobioreactors and outcompete or eradicate the one that we wish to produce. Methods need therefore to be proposed for fighting the invading species; this could be done by introducing predators of the pest and so keeping it under control, or by controlling the conditions of culture in order to reduce the possibility of invasion; the design of such methods could greatly take advantage of our knowledge developed in crop protection since the problems and models are related.

4.4. Biological depollution

These works will be carried out with the LBE, mainly on anaerobic treatment plants. This process, despite its strong advantages (methane production and reduced sludge production) can have several locally stable equilibria. In this sense, proposing reliable strategies to stabilize and optimise this process is a key issue. Because of the recent (re)development of anaerobic digestion, it is crucial to propose validated supervision algorithms for this technology. A problem of growing importance is to take benefit of various waste sources in order to adapt the substrate quality to the bacterial biomass activity and finally optimize the process. This generates new research topics for designing strategies to manage the fluxes of the various substrate sources meeting at the same time the depollution norms and providing a biogas of constant quality. In the past years, we have developed models of increasing complexity. However there is a key step that must be considered in the future: how to integrate the knowledge of the metabolisms in such models which represent the evolution of several hundreds bacterial species? How to improve the models integrating this two dimensional levels of complexity? With this perspective, we wish to better represent the competition between the bacterial species, and drive this competition in order to maintain, in the process, the species with the highest depollution capability. This approach, initiated in [85] must be extended from a theoretical point of view and validated experimentally.

4.5. Experimental Platforms

To test and validate our approach, we use experimental platforms developed by our partner teams; these are highly instrumented for accurately monitoring the state of biological species:

- At LOV: A photobioreactor (SEMPO) for experimental simulation of the Lagrangian dynamical environment of marine microalgae with computer controlled automata for high frequency measurement and on-line control. This photobioreactor is managed by Amélie Talec and Eric Pruvost.
- At LOV: the Full Spectrum platform is dedicated to experimental pilots for microalgae production. This 60 m² greenhouse contains four instrumented raceways. The light received by the cultivation devices can be modified with spectral filters. The objective of the platform is to grow algae in outdoor conditions, with the natural fluctuations of light and temperature. Finally this pilot allows to test management strategies in conditions closer to industrial production.
- At LBE: Several pilot anaerobic digesters that are highly instrumented and computerized and the algotron, that is the coupling of a digester and a photobioreactor for microalgae production. Eric Latrille is our main contact for this platform at LBE.

- AT ISA: Experimental greenhouses of various sizes (from laboratory to semi-industrial size) and small scale devices for insect behavior testing. A device for microalgae growth in greenhouses has also been set up at ISA. Christine Poncet is our main contact regarding experimental setups at ISA.

Moreover, we may use the data given by several experimental devices at EPI IBIS/ Hans Geiselman Laboratory (University J. Fourier, Grenoble) for microbial genomics.

BIOVISION Team

4. Application Domains

4.1. High tech vision aid systems for low vision patients

Vision aid systems for low vision patients is an application domain with commercial products already existing. A variety of solutions are on the market and can be distinguished by their functioning (in virtual or augmented reality), the tasks targeted by the systems (e.g., face and object recognition, reading), the platform they use (dedicated platform or general existing one). Our goal is to propose competing solutions based on wide-spread and cheap platforms (e.g., mobile phone and cheap headset) to facilitate transfer to consumer market.

4.2. Human vision understanding through joint experimental and modeling studies, for normal and dystrophic retinas

4.2.1. Cells characterization from their spike response

A prior step toward understanding how the retina extracts the information from a visual scene is the characterization of retinal ganglion cells receptive fields. The receptive field allows to classify retinal ganglion cells in sub-types such as direction sensitive cells. Each of these type extracts a local and definite piece of information from the visual scene, transmitted to the visual cortex. Hence receptive fields are somewhat the fundamental bricks of vision.

Current techniques of receptive fields estimation are based on Spike-Triggered Average [70]. However, this method heavily relies on the assumption that the static non linearity is convex (typically this is an exponential). Unfortunately, this violates a fundamental biophysical property of neurons: firing rate is bounded due to the refractory period. Additionally, this method is slow and of low precision.

We are working on more efficient techniques based on non-convex analysis, faster, more precise, and working for a non-convex (typically sigmoidal) non linearity. Additionally we are also working on designing better stimuli for receptive fields estimations.

4.2.2. Understanding the role of spatio-temporal correlations in visual scene encoding

Retinal response to stimuli is related, on one hand, to spatio-temporal correlations of the stimulus [76], and, on the other hand to the intrinsic spatio-temporal correlations of the retinal activity induced by its vertical and lateral connectivity [81]. However, the role of spatio-temporal correlations in retinal coding is still controversial. With the current evolution of multi-electrode arrays recordings, it is possible to record from tens to thousands of neurons [42], [51], [63], [86], studying not only the correlations between few neurons, but also the correlations present in a whole population of retinal ganglion cells [73], [75], [77], [80]. The BIOVISION team has proposed a framework to study this correlation structure using Gibbs distributions (Sec. 3.2.4). Based upon the mathematical results presented in the papers [5] [45], we have developed algorithms to analyse and reproduce spatio-temporal correlations in neural assemblies containing up to a few hundreds of neurons [13], [69], [68].

We are now applying these methods for the analysis of retina data so as to better understand the role of spatio-temporal spike correlations in vision encoding.

4.2.3. Retinal waves

Retinal waves are bursts of activity occurring spontaneously in the developing retina of vertebrate species, contributing to the shaping of the visual system organization: retina circuitry shaping, retinotopy, eye segregation [83], [52], [74], [53]. They stop a few weeks after birth. Wave activity begins in the early development, long before the retina is responsive to light. It was recently found that they can be reinitiated pharmacologically in the adult mammalian retina [48]. This could have deep consequences on therapy for several degenerative retinal diseases. The mechanism of their generation, in immature, or adult retinas, remains however incompletely understood [84].

We aim at proposing a dynamical model of retinal waves depending on a few canonical parameters (e.g. concentration of a pharmacological agent) controlling the arousal of retinal waves as well as their shape/intensity. We want, on one hand, to design a model sufficiently close to biophysics so that it can reproduce and predict experimental results, and, on the other hand, sufficiently general to provide a generic mechanisms of retinal waves arousal also describing their different types.

4.2.4. Trajectory anticipation, from retina to V1

Global motion processing is a major computational task of biological visual systems. When an object moves across the visual field, the sequence of visited positions is strongly correlated in space and time, forming a trajectory. These correlated images generate a sequence of local activation of the feedforward stream. At the present stage of knowledge, it is still unclear how the early visual system processes motion trajectories. Motion integration, anticipation and prediction would be jointly achieved through the interactions between feed-forward, lateral and feedback propagations within a common spatial reference frame, the retinotopic maps. Addressing this problem is particularly challenging, as it requires to probe these sequences of events at multiple scales (from individual cells to large networks) and multiple stages (retina, primary visual cortex (V1)).

In the context of the ANR Trajectory we are working on such an integrated approach. We aim at modelling the population responses at two key stages of visual motion encoding: the retina and V1 based on simultaneous micro- and mesoscopic recordings made by our partners Institut des Neurosciences de la Timone and Institut de la Vision, and design a simulator of retinal output feeding V1. This study is a step toward understanding mechanisms of motion coding and anticipation with strong impact on our understanding of the visual system.

4.2.5. Simulating and analysing retina's response to visual stimuli

We want to design a retina simulator integrating the most recent advances on retina modeling. We will propose a user-friendly simulator, using parallel (multi-threads) programming, in order to simulate rapidly a large piece of the retina. This platform is further described in the section Software.

CAMIN Team

4. Application Domains

4.1. Non invasive stimulation (external FES)

Both triggered open-loop and closed-loop FES controllers that we are developing for movement involve several sensors and stimulators whose activities must be precisely coordinated by the controller. For instance, the stimulation controller is fed back by various sensors, such as limb joint angles, IMUs providing accelerations, and electrophysiological signals like EMG. These signals are then used by feedback controllers to accurately control the artificially actuated limbs by means of stimulators. This distributed architecture is often deployed on a wireless network since it distinctively complies with mobility constraints, leading to good acceptance from human users. The quality of service (QoS) of this network influences the controlled system properties and the quality of control (QoC). The control performance and robustness of this system can be very far from expectations if implementation-induced disturbances are not taken into account. Thus, the overall performance of a real-time control system must be assessed not only with respect to deadlines (as in classical scheduling analysis) but also by considering other criteria such as time-varying delays and jitter. Hence, research on the joint design of control, computation and communication has to be carried out and applied [49] to the particular case of FES control loops distributed over imperfect links and low power nodes. In addition to the elaboration or adaptation of algorithms, specific tools must be further developed to assess the effectiveness of the new control algorithms and to support their implementation. In particular, realistic simulations remain a precious tool ahead of real experiments to ensure that the implementation meets the functional and safety requirements without danger. This is, for example, the case of the hybrid simulation framework of our distributed FES system currently under development [6]. Understanding and modeling the influence of an implementation (support system) on QoC is a challenging objective in a distributed control design process, but it is mandatory to guarantee the system's safety and effectiveness.

4.2. Invasive stimulation (implanted FES)

Invasive FES means that the selectivity issue has to be dealt with, both from theoretical and technological points of view. To take advantage of spatial and topological nerve organization, invasive stimulation must be able to focus the current in specific nerve areas to elicit subgroups of muscles, while avoiding undesired functional effects (i.e., undesired fiber recruitment). Although multipolar electrodes are available, it is still challenging to find the optimal electrode configuration to reach the given 3D current spreading (i.e., selective stimulus). Indeed, this is not intuitive and modeling is mandatory. On the other hand, implantable stimulators must provide for both dynamical electrode configuration and a complex stimulation profile.

Selectively activating part of the nerve requires an active contact configuration (anode, cathode, high impedance), distribution of the current over the selected contacts, and accurate control of the overall total injected current, both from amplitude and time dimensions. To meet these needs, the neurostimulator has been designed based on a 2-stage device [50]. The first stage is the output stage based on a dedicated analog ASIC (application-specific integrated circuit) that is able to drive 12 channels of stimulation in absolute synchronization, with a programmable and controlled current distribution over selected contacts. The latest ASIC version we designed is CORAIL (circuit fabrication by November 2016): this analog/digital integrated circuit ensures current distribution but also such features as the storage of multiple electrode configurations and the possibility to internally combine poles. The second stage consists of a digital architecture embedded in an FPGA containing a dedicated processor for programming complex stimulation profiles, a monitoring module ensuring the respect of safety constraints stemming from both target tissue protection and electrode integrity preservation (in terms of quantity of injected charge limits), and a protocol stack for remote programming and online control of stimulation parameters. This complex digital system was formally developed using HILECOP §6.1.1

CASTOR Project-Team (section vide)

COATI Project-Team

4. Application Domains

4.1. Telecommunication Networks

COATI is mostly interested in telecommunications networks. Within this domain, we consider applications that follow the needs and interests of our industrial partners, in particular Orange Labs or Nokia Bell-Labs, but also SME like 3-Roam.

We focus on the design and management of heterogeneous networks. The project has kept working on the design of backbone networks (optical networks, radio networks, IP networks). We also study routing algorithms such as dynamic and compact routing schemes, as we did in the context of the FP7 EULER led by Alcatel-Lucent Bell-Labs (Belgium), and the evolution of the routing in case of any kind of topological modifications (maintenance operations, failures, capacity variations, etc.).

4.2. Other Domains

Our combinatorial tools may be well applied to solve many other problems in various areas (transport, biology, resource allocation, chemistry, smart-grids, speleology, etc.) and we intend to collaborate with experts of these other domains.

For instance, we have recently started a collaboration in Structural Biology with EPI ABS (Algorithms Biology Structure) from Sophia Antipolis (described in Section 7.2). Furthermore, we are working on robot moving problems coming from Artificial Intelligence/Robotic in collaboration with Japan Advanced Institute of Science and Technology. In the area of transportation networks, we have started a collaboration with Amadeus on complex trip planning, and a collaboration with SME Instant-System on dynamic car-pooling combined with multi-modal transportation systems. Last, we have started a collaboration with GREDEG (Groupe de Recherche en Droit, Economie et Gestion, Univ. Nice Sophia Antipolis) on the analysis and the modeling of systemic risks in networks of financial institutions.

COFFEE Project-Team

4. Application Domains

4.1. Porous Media

Clearly, the analysis and simulation of flows in porous media is a major theme in our team. It is strongly motivated by industrial partnerships, with Total, GdF-Suez, ANDRA, BRGM, etc. with direct applications in geothermy, geological storages, and oil and gas recovery.

Our research has first dealt with the discretization and convergence analysis of multiphase Darcy flows on general polyhedral meshes and for heterogeneous anisotropic media. We have investigated both the Vertex Approximate Gradient (VAG) scheme using both cell and vertex unknowns and the Hybrid Finite Volume (HFV) scheme using both cell and face unknowns. It is remarkable that the VAG scheme is much more accurate than existing nodal approaches (such as CVFE) for heterogeneous test cases: since it avoids the mixing of different rocktypes inside the control volumes, while preserving the low cost of nodal discretizations thanks to the elimination of cell unknowns without any fill-in. The convergence of the numerical discretizations has been studied for the problem of contaminant transport with adsorption in the case of HFV scheme and for two phase Darcy flows in global pressure formulation using particular VAG or HFV schemes, as well as the more general framework of gradient schemes. To reduce the Grid Orientation Effect, a general methodology is proposed in on general meshes. It is based on the recombination of given conservative fluxes to define new conservative fluxes on a richer stencil. On the same token, we have considered the transport of radionuclides by water in porous media. The question is naturally motivated by security studies of nuclear waste storage. We have dealt with the non linear Peaceman system, set on a heterogeneous domain, typically a layered geological medium. The system couples anisotropic diffusion equation and a diffusion-dispersion equation for the pollutant concentration. We have developed and analyzed a specific DDFV scheme to investigate such flows

4.2. Particulate and mixture flows

We investigate fluid mechanics models referred to as “multi-fluids” flows. A large part of our activity is more specifically concerned with the case where a disperse phase interacts with a dense phase. Such flows arise in numerous applications, like for pollutant transport and dispersion, the combustion of fuel particles in air, the modelling of fluidized beds, the dynamic of sprays and in particular biosprays with medical applications, engine fine particles emission... There are many possible modelings of such flows: microscopic models where the two phases occupy distinct domains and where the coupling arises through intricate interface conditions; macroscopic models which are of hydrodynamic (multiphase) type, involving non standard state laws, possibly with non conservative terms, and the so-called mesoscopic models. The latter are based on Eulerian-Lagrangian description where the disperse phase is described by a particle distribution function in phase space. Following this path we are led to a Vlasov-like equation coupled to a system describing the evolution of the dense phase that is either the Euler or the Navier-Stokes equations. It turns out that the leading effect in such models is the drag force. However, the role of other terms, of more or less phenomenological nature, deserves to be discussed (close packing terms, lift term, Basset force...). Of course the fluid/kinetic model is interesting in itself and needs further analysis and dedicated numerical schemes. In particular, in collaboration with the Atomic Energy Commission (CEA), we have proposed a semi-Lagrangian scheme for the simulation of particulate flows, extending the framework established in plasma physics to such flows.

We also think it is worthwhile to identify hydrodynamic regimes: it leads to discuss hierarchies of coupled hydrodynamic systems, the nature of which could be quite intriguing and original, while they share some common features of the porous media problems. We are particularly interested in revisiting the modeling of mixture flows through the viewpoint of kinetic models and hydrodynamic regimes. We propose to revisit the derivation of new mixture models, generalizing Kazhikov-Smagulov equations, through hydrodynamic asymptotics. The model is of “hybrid” type in the sense that the constraint reduces to the standard incompressibility condition when the disperse phase is absent, while it involves derivatives of the particle volume fraction when the disperse phase is present.

4.3. Biological degradation, biofilms formation and algae proliferation

Members of the team have started an original research program devoted to biofilms formation and algae proliferation. We started working on this subject through a collaboration with Roberto Natalini and a group of experts in Firenze interested in preventing damages on historical monuments. It is also motivated by *Ostreopsis* proliferation in the Mediterranean Sea. The multidisciplinary character of this research relies on discussions with researchers of the Oceanography Laboratory in Villefranche-sur-Mer, a leading marine research unit, and the Inria team BIOCORE, led by J-L Gouzé. This research is supported by a ANR-project, led by M. Ribot, and it is the main topic of the PhD thesis of B. Polizzi.

DATASHAPE Team

4. Application Domains

4.1. Main application domains

Our work is mostly of a fundamental mathematical and algorithmic nature but finds applications in a variety of application in data analysis, more precisely in Topological Data Analysis (TDA). Although TDA is a quite recent field, it already finds applications in material science, biology, sensor networks, 3D shapes analysis and processing, to name a few.

More specifically, DATASHAPE has recently started to work on the analysis of trajectories obtained from inertial sensors (starting PhD thesis of Bertrand Beaufile) and is exploring some possible new applications in material science.

DIANA Project-Team (section vide)

ECUADOR Project-Team

4. Application Domains

4.1. Algorithmic Differentiation

Algorithmic Differentiation of programs gives sensitivities or gradients, useful for instance for :

- optimum shape design under constraints, multidisciplinary optimization, and more generally any algorithm based on local linearization,
- inverse problems, such as parameter estimation and in particular 4Dvar data assimilation in climate sciences (meteorology, oceanography),
- first-order linearization of complex systems, or higher-order simulations, yielding reduced models for simulation of complex systems around a given state,
- mesh adaptation and mesh optimization with gradients or adjoints,
- equation solving with the Newton method,
- sensitivity analysis, propagation of truncation errors.

4.2. Multidisciplinary optimization

A CFD program computes the flow around a shape, starting from a number of inputs that define the shape and other parameters. On this flow one can define optimization criteria e.g. the lift of an aircraft. To optimize a criterion by a gradient descent, one needs the gradient of the criterion with respect to all inputs, and possibly additional gradients when there are constraints. Adjoint AD is the most efficient way to compute these gradients.

4.3. Inverse problems and Data Assimilation

Inverse problems aim at estimating the value of hidden parameters from other measurable values, that depend on the hidden parameters through a system of equations. For example, the hidden parameter might be the shape of the ocean floor, and the measurable values of the altitude and velocities of the surface.

One particular case of inverse problems is *data assimilation* [37] in weather forecasting or in oceanography. The quality of the initial state of the simulation conditions the quality of the prediction. But this initial state is not well known. Only some measurements at arbitrary places and times are available. A good initial state is found by solving a least squares problem between the measurements and a guessed initial state which itself must verify the equations of meteorology. This boils down to solving an adjoint problem, which can be done though AD [40]. Figure 1 shows an example of a data assimilation exercise using the oceanography code OPA [38] and its AD-adjoint produced by Tapenade.

The special case of *4Dvar* data assimilation is particularly challenging. The 4th dimension in “4D” is time, as available measurements are distributed over a given assimilation period. Therefore the least squares mechanism must be applied to a simulation over time that follows the time evolution model. This process gives a much better estimation of the initial state, because both position and time of measurements are taken into account. On the other hand, the adjoint problem involved is more complex, because it must run (backwards) over many time steps. This demanding application of AD justifies our efforts in reducing the runtime and memory costs of AD adjoint codes.

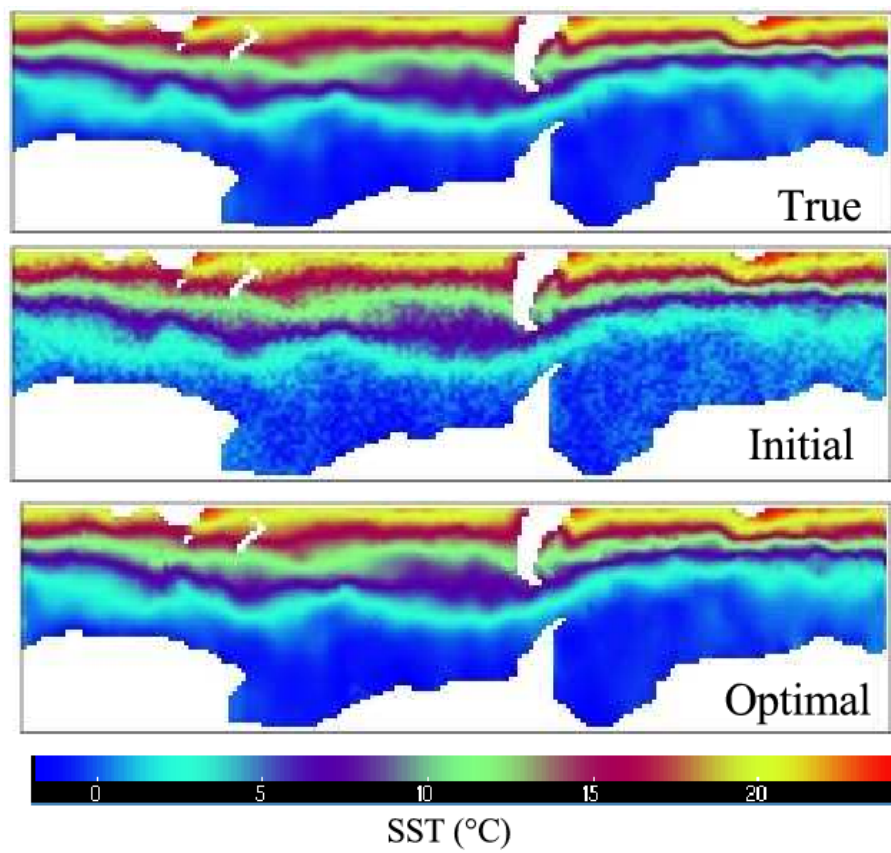


Figure 1. Twin experiment using the adjoint of OPA. Random noise, added to a simulation of the sea surface temperature around the Antarctic, is removed by minimizing the discrepancy with the physical model

4.4. Linearization

Simulating a complex system often requires solving a system of Partial Differential Equations. This can be too expensive, in particular for real-time simulations. When one wants to simulate the reaction of this complex system to small perturbations around a fixed set of parameters, there is an efficient approximation: just suppose that the system is linear in a small neighborhood of the current set of parameters. The reaction of the system is thus approximated by a simple product of the variation of the parameters with the Jacobian matrix of the system. This Jacobian matrix can be obtained by AD. This is especially cheap when the Jacobian matrix is sparse. The simulation can be improved further by introducing higher-order derivatives, such as Taylor expansions, which can also be computed through AD. The result is often called a *reduced model*.

4.5. Mesh adaptation

Some approximation errors can be expressed by an adjoint state. Mesh adaptation can benefit from this. The classical optimization step can give an optimization direction not only for the control parameters, but also for the approximation parameters, and in particular the mesh geometry. The ultimate goal is to obtain optimal control parameters up to a precision prescribed in advance.

FOCUS Project-Team

4. Application Domains

4.1. Ubiquitous Systems

The main application domain for Focus are ubiquitous systems, broadly systems whose distinctive features are: mobility, high dynamicity, heterogeneity, variable availability (the availability of services offered by the constituent parts of a system may fluctuate, and similarly the guarantees offered by single components may not be the same all the time), open-endedness, complexity (the systems are made by a large number of components, with sophisticated architectural structures). In Focus we are particularly interested in the following aspects.

- *Linguistic primitives* for programming dialogues among components.
- *Contracts* expressing the functionalities offered by components.
- *Adaptability and evolvability* of the behaviour of components.
- *Verification* of properties of component systems.
- Bounds on component *resource consumption* (e.g., time and space consumed).

4.2. Service Oriented Computing and Cloud Computing

Today the component-based methodology often refers to Service Oriented Computing. This is a specialized form of component-based approach. According to W3C, a service-oriented architecture is “a set of components which can be invoked, and whose interface descriptions can be published and discovered”. In the early days of Service Oriented Computing, the term services was strictly related to that of Web Services. Nowadays, it has a much broader meaning as exemplified by the XaaS (everything as a service) paradigm: for example, based on modern virtualization technologies, cloud computing offers the possibility to build sophisticated service systems on virtualized infrastructures accessible from everywhere and from any kind of computing device. Such infrastructures are usually examples of sophisticated service oriented architectures that, differently from traditional service systems, should also be capable to elastically adapt on demand to the user requests.

GRAPHDECO Project-Team (section vide)

GRAPHIK Project-Team (section vide)

HEPHAISTOS Project-Team

4. Application Domains

4.1. Domain 1

While the methods developed in the project can be used for a very broad set of application domains (for example we have an activity in CO2 emission allowances, it is clear that the size of the project does not allow us to address all of them. Hence we have decided to focus our applicative activities on *mechanism theory*, where we focus on *modeling*, *optimal design* and *analysis* of mechanisms. Along the same line our focus is *robotics* and especially *service robotics* which includes rescue robotics, rehabilitation and assistive robots for elderly and handicapped people. Although these topics were new for us when initiating the project we have spent two years determining priorities and guidelines by conducting about 200 interviews with field experts (end-users, praticians, family and caregivers, institutes), establishing strong collaboration with them (e.g. with the CHU of Nice-Cimiez) and putting together an appropriate experimental setup for testing our solutions. A direct consequence of setting up this research framework is a reduction in our publication and contract activities. But this may be considered as an investment as assistance robotics is a long term goal. It must be reminded that we are able to manage a large variety of problems in totally different domains only because interval analysis, game theory and symbolic tools provides us the methodological tools that allow us to address completely a given problem from the formulation and analysis up to the very final step of providing numerical solutions.

INDES Project-Team (section vide)

LAGADIC Project-Team

4. Application Domains

4.1. Application Domains

The natural applications of our research are obviously in robotics. In fact, researches undertaken in the Lagadic group can apply to all the fields of robotics implying a vision sensor. They are indeed conceived to be independent of the system considered (and the robot and the vision sensor can even be virtual for some applications).

Currently, we are mostly interested in using visual servoing for aerial and space application, micromanipulation, autonomous vehicle navigation in large urban environments or for disabled or elderly people.

We also address the field of medical robotics. The applications we consider turn around new functionalities of assistance to the clinician during a medical examination: visual servoing on echographic images, needle insertion, compensation of organ motion, etc.

Robotics is not the only possible application field to our researches. In the past, we were interested in applying visual servoing in computer animation, either for controlling the motions of virtual humanoids according to their pseudo-perception, or for controlling the point of view of visual restitution of an animation. In both cases, potential applications are in the field of virtual reality, for example for the design of video games, or virtual cinematography.

Applications also exist in computer vision and augmented reality. It is then a question of carrying out a virtual visual servoing for the 3D localization of a tool with respect to the vision sensor, or for the estimation of its 3D motion. This field of application is very promising, because it is in full rise for the realization of special effects in the multi-media field or for the design and the inspection of objects manufactured in the industrial world.

LEMON Team

4. Application Domains

4.1. Coastal Oceanography

Participants: Fabien Marche, Antoine Rousseau.

Saint-Venant and Boussinesq equations have been widely applied until recently to model and simulate the propagation and transformations of waves in the nearshore area, over rapidly varying topography. However, the first equations do not include dispersive effects, and consequently have a domain of validity limited to the surf zone. The second set of equations overcome the limitations of the SV equations but relies on a “small amplitude assumption” and is therefore unable to model the whole range of waves transformations. This is the reason why they are usually called “weakly nonlinear Boussinesq equations”. A better suited set of equations is known as the Green-Naghdi equations, but until recently, they have received far less attention, both from the theoretical and numerical point of view. In particular, there is no available numerical method of arbitrary order for 2d simulations on unstructured meshes. Additionally, the construction of rigorous positive preserving schemes is a paramount for the study of waves run-up.

4.2. Urban Floods

Participants: Carole Delenne, Vincent Guinot, Antoine Rousseau.

Floods have been identified by the National Accounting Authority (Cour des Comptes) to represent up to 1% of the GNP in terms of damage cost. For crisis management purposes, modeling urban floods at the scale of the conurbation is highly desirable. This however cannot be achieved in the current state of technology because of the meshing and computational cost (up to one billion cells being needed to mesh an entire urban area). This can be overcome by upscaling the shallow water equations so as to obtain large scale models that can operate three orders of magnitude faster than refined 2D models. Various upscaled versions of the upscaled 2D Shallow Water Equations have been proposed in the literature, some of which by members of the Lemon team. Further developments are being carried out, including the subgrid-scale description of topography variations and a better representation of energy dissipation terms. Laboratory experiments are also needed to discriminate between the various existing models.

4.3. River Hydraulics

Participants: Vincent Guinot, Antoine Rousseau.

Shallow Water (SW) models are widely used for the numerical modeling of river flows. Depending on the geometry of the domain, of the flow regime, and of required accuracy, either 1D or 2D SW models are implemented. It is thus necessary to couple 1D models with 2D models when both models are used to represent different portions of the same river. Moreover, when a river flows into the sea/ocean (e.g. the Rhône river in the Mediterranean), one may need to couple a 2D SW with a full 3D model (such as the Navier-Stokes equations) of the estuary. These issues have been widely addressed by the river-engineering community, but often with somehow crude approaches in terms of coupling algorithms. This may be improved thanks to more advanced boundary conditions, and with the use of Schwarz iterative methods for example.

MAESTRO Project-Team

4. Application Domains

4.1. Main Application Domains

MAESTRO's main application area is networking, to which we apply modeling, performance evaluation, optimization and control. Our primary focus is on protocols and network architectures, and recent evolutions include the study of the Web and social networks, as well as models for Green IT.

- Wireless (cellular, ad hoc, sensor) networks: WLAN, WiMAX, UMTS, LTE, HSPA, delay tolerant networks (DTN), power control, medium access control, transmission rate control, redundancy in source coding, mobility models, coverage, routing, green base stations,
- Internet applications: social networks, content distribution systems, peer-to-peer systems, overlay networks, multimedia traffic, video-on-demand, multicast;
- Information-Centric Networking (ICN) architectures: Content-Centric Network (CCN, also called Content-Oriented Networks);
- Internet infrastructure: TCP, high speed congestion control, voice over IP, service differentiation, quality of service, web caches, proxy caches.

MARELLE Project-Team (section vide)

MATHNEURO Team (section vide)

MCTAO Project-Team

4. Application Domains

4.1. Space engineering, satellites, low thrust control

Space engineering is very demanding in terms of safe and high-performance control laws (for instance optimal in terms of fuel consumption, because only a finite amount of fuel is onboard a satellite for all its “life”). It is therefore prone to real industrial collaborations.

We are especially interested in trajectory control of space vehicles using their own propulsion devices, outside the atmosphere. Here we discuss “non-local” control problems (in the sense of section 3.1 point 1): orbit transfer rather than station keeping; also we do not discuss attitude control.

In the geocentric case, a space vehicle is subject to

- gravitational forces, from one or more central bodies (the corresponding acceleration is denoted by F_{grav} . below),
- a thrust, the control, produced by a propelling device; it is the $G u$ term below; assume for simplicity that control in all directions is allowed, *i.e.* G is an invertible matrix
- other “perturbating” forces (the corresponding acceleration is denoted by F_2 below; in simplified models, it is not present). In position-velocity coordinates, its dynamics can be written as

$$\ddot{x} = F_{\text{grav.}}(x, t) + F_2(x, \dot{x}, t) + G(x, \dot{x}) u, \quad \|u\| \leq u_{\text{max}}. \quad (2)$$

In the case of a single attracting central body (the earth) and in a geocentric frame, $F_{\text{grav.}}$ does not depend on time, or consists of a main term that does not depend on time and smaller terms reflecting the action of the moon or the sun, that depend on time. The second term is often neglected in the design of the control at first sight; it contains terms like atmospheric drag or solar pressure. G could also bear an explicit dependence on time (here we omit the variation of the mass, that decreases proportionally to $\|u\|$).

4.1.1. Low thrust

Low thrust means that u_{max} is small, or more precisely that the maximum magnitude of $G u$ is small with respect to the one of $F_{\text{grav.}}$ (but in general not compared to F_2). Hence the influence of the control is very weak instantaneously, and trajectories can only be significantly modified by accumulating the effect of this low thrust on a long time. Obviously this is possible only because the free system is somehow conservative. This was “abstracted” in section 3.5.

Why low thrust ? The common principle to all propulsion devices is to eject particles, with some relative speed with respect to the vehicle; conservation of momentum then induces, from the point of view of the vehicle alone, an external force, the “thrust” (and a mass decrease). Ejecting the same mass of particles with a higher relative speed results in a proportionally higher thrust; this relative speed (specific impulse, I_{sp}) is a characteristic of the engine; the higher the I_{sp} , the smaller the mass of particles needed for the same change in the vehicle momentum. Engines with a higher I_{sp} are highly desirable because, for the same maneuvers, they reduce the mass of “fuel” to be taken on-board the satellite, hence leaving more room (mass) for the payload. “Classical” chemical engines use combustion to eject particles, at a somehow limited speed even with very efficient fuel; the more recent electric engines use a magnetic field to accelerate particles and eject them at a considerably higher speed; however electrical power is limited (solar cells), and only a small amount of particles can be accelerated per unit of time, inducing the limitation on thrust magnitude.

Electric engines theoretically allow many more maneuvers with the same amount of particles, with the drawback that the instant force is very small; sophisticated control design is necessary to circumvent this drawback. High thrust engines allow simpler control procedures because they almost allow instant maneuvers (strategies consist in a few burns at precise instants).

4.1.2. Typical problems

Let us mention two.

- *Orbit transfer or rendez-vous.* It is the classical problem of bringing a satellite to its operating position from the orbit where it is delivered by the launcher; for instance from a GTO orbit to the geostationary orbit at a prescribed longitude (one says rendez-vous when the longitude, or the position on the orbit, is prescribed, and transfer if it is free). In equation (1) for the dynamics, F_{grav} is the Newtonian gravitation force of the earth (it then does not depend on time); F_2 contains all the terms coming either from the perturbations to the Newtonian potential or from external forces like radiation pressure, and the control is usually allowed in all directions, or with some restrictions to be made precise.
- *Three body problem.* This is about missions in the solar system leaving the region where the attraction of the earth, or another single body, is preponderant. We are then no longer in the situation of a single central body, F_{grav} contains the attraction of different planets and the sun. In regions where two central bodies have an influence, say the earth and the moon, or the sun and a planet, the term F_{grav} in (1) is the one of the restricted three body problem and dependence on time reflects the movement of the two “big” attracting bodies.

An issue for future experimental missions in the solar system is interplanetary flight planning with gravitational assistance. Tackling this global problem, that even contains some combinatorial problems (itinerary), goes beyond the methodology developed here, but the above considerations are a brick in this puzzle.

4.1.3. Properties of the control system.

If there are no restrictions on the thrust direction, i.e., in equation (1), if the control u has dimension 3 with an invertible matrix G , then the control system is “static feedback linearizable”, and a fortiori flat, see section 3.2. However, implementing the static feedback transformation would consist in using the control to “cancel” the gravitation; this is obviously impossible since the available thrust is very small. As mentioned in section 3.1, point 3, the problem remains fully nonlinear in spite of this “linearizable” structure⁰.

4.2. Quantum Control

These applications started by a collaboration between B. Bonnard and D. Sugny (a physicist from ICB) in the ANR project Comoc (now ended). The problem was the control of the orientation of a molecule using a laser field, with a model that does take into account the dissipation due to the interaction with the environment, molecular collisions for instance. The model is a dissipative generalization of the finite dimensional Schrödinger equation, known as Lindblad equation. It is a 3-dimensional system depending upon 3 parameters, yielding a very complicated optimal control problem that we have solved for prescribed boundary conditions. In particular we have computed the minimum time control and the minimum energy control for the orientation of a two-level system, using geometric optimal control and appropriate numerical methods (shooting and numerical continuation) [49], [48].

More recently, based on this project, we have reoriented our control activity towards Nuclear Magnetic Resonance (MNR). In MNR medical imaging, the contrast problem is the one of designing a variation of the magnetic field with respect to time that maximizes the difference, on the resulting image, between two different chemical species; this is the “contrast”. This research is conducted with Prof. S. Glaser (TU-München), whose group is performing both in vivo and in vitro experiments; experiments using our techniques have successfully measured the improvement in contrast between materials chemical species that have an importance in medicine, like oxygenated and de-oxygenated blood, see [47]; this is however still to be investigated and improved. The model is the Bloch equation for spin $\frac{1}{2}$ particles, that can be interpreted as a sub-case of Lindblad equation for a two-level system; the control problem to solve amounts to driving in

⁰However, the linear approximation around any feasible trajectory is controllable (a periodic time-varying linear system); optimal control problems will have no singular or abnormal trajectories.

minimum time the magnetization vector of the spin to zero (for parameters of the system corresponding to one of the species), and generalizations where such spin $\frac{1}{2}$ particles are coupled: double spin inversion for instance.

A reference book by B. Bonnard and D. Sugny has been published on the topic [50].

4.3. Swimming at low-Reynolds number

The study of the swimming strategies of micro-organisms is attracting increasing attention in the recent literature. This is both because of the intrinsic biological interest, and for the possible implications these studies may have on the design of bio-inspired artificial replicas reproducing the functionalities of biological systems. In the case of micro-swimmers, the surrounding fluid is dominated by the viscosity effects of the water and becomes reversible. This feature, known as the scallop theorem in that context needs to be circumvented when one wants to swim with strokes that produce a net motion of the swimmer. In this regime, it turns out that the dynamic of a micro-swimmer could be expressed as an ordinary differential equation. First of all, by stating that the swimmer controls its own shape, we focus on finding the best strategy to swim (by minimizing a time or an energy). Moreover, we work on the control and optimal control of magnetic micro-swimmers. The latter micro-device is charged in order to be deformed by an external magnetic field. In this case, the control functions are the external magnetic field. And we wonder whether it is possible to control the position of the swimmer by acting on this external magnetic field. We are also interested in the associated optimal control problem (acting on the magnetic field in such a way that the swimmer reaches a desired position as soon as possible).

4.4. Applications of optimal transport

Optimal Transportation in general has many applications. Image processing, biology, fluid mechanics, mathematical physics, game theory, traffic planning, financial mathematics, economics are among the most popular fields of application of the general theory of optimal transport. Many developments have been made in all these fields recently. Three more specific examples:

- In image processing, since a grey-scale image may be viewed as a measure, optimal transportation has been used because it gives a distance between measures corresponding to the optimal cost of moving densities from one to the other, see e.g. the work of J.-M. Morel and co-workers [73].
- In representation and approximation of geometric shapes, say by point-cloud sampling, it is also interesting to associate a measure, rather than just a geometric locus, to a distribution of points (this gives a small importance to exceptional “outlier” mistaken points); this was developed in Q. Mérigot’s PhD [74] in the GEOMETRICA project-team. The relevant distance between measures is again the one coming from optimal transportation.
- The specific to the type of costs that we have considered in some mathematical work, i.e. these coming from optimal control, are concerned with evolutions of densities under state or velocity constraints. A fluid motion or a crowd movement can be seen as the evolution of a density in a given space. If constraints are given on the directions in which these densities can evolve, we are in the framework of non-holonomic transport problems.

4.5. Applications to some domains of mathematics.

Control theory (in particular thinking in terms of inputs and reachable set) has brought novel ideas and progresses to mathematics. For instance, some problems from classical calculus of variations have been revisited in terms of optimal control and Pontryagin’s Maximum Principle [63]; also, closed geodesics for perturbed Riemannian metrics were constructed in [66], [67] using control techniques.

Inside McTAO, a work like [58], [57] is definitely in this line, applying techniques from control to construct some perturbations under constraints of Hamiltonian systems to solve longstanding open questions in the field of dynamical systems.

MORPHEME Project-Team (section vide)

NACHOS Project-Team

4. Application Domains

4.1. Electromagnetic wave propagation

Electromagnetic devices are ubiquitous in present day technology. Indeed, electromagnetism has found and continues to find applications in a wide array of areas, encompassing both industrial and societal purposes. Applications of current interest include (among others) those related to communications (e.g transmission through optical fiber lines), to biomedical devices (e.g microwave imaging, micro-antenna design for telemedicine, etc.), to circuit or magnetic storage design (electromagnetic compatibility, hard disc operation), to geophysical prospecting, and to non-destructive evaluation (e.g crack detection), to name but just a few. Equally notable and motivating are applications in defence which include the design of military hardware with decreased signatures, automatic target recognition (e.g bunkers, mines and buried ordnance, etc.) propagation effects on communication and radar systems, etc. Although the principles of electromagnetics are well understood, their application to practical configurations of current interest, such as those that arise in connection with the examples above, is significantly complicated and far beyond manual calculation in all but the simplest cases. These complications typically arise from the geometrical characteristics of the propagation medium (irregular shapes, geometrical singularities), the physical characteristics of the propagation medium (heterogeneity, physical dispersion and dissipation) and the characteristics of the sources (wires, etc.).

Although many of the above-mentioned application contexts can potentially benefit from numerical modeling studies, the team currently concentrates its efforts on two physical situations.

4.1.1. Microwave interaction with biological tissues

Two main reasons motivate our commitment to consider this type of problem for the application of the numerical methodologies developed in the NACHOS project-team:

- First, from the numerical modeling point of view, the interaction between electromagnetic waves and biological tissues exhibit the three sources of complexity identified previously and are thus particularly challenging for pushing one step forward the state-of-the art of numerical methods for computational electromagnetics. The propagation media is strongly heterogeneous and the electromagnetic characteristics of the tissues are frequency dependent. Interfaces between tissues have rather complicated shapes that cannot be accurately discretized using cartesian meshes. Finally, the source of the signal often takes the form of a complicated device (e.g a mobile phone or an antenna array).
- Second, the study of the interaction between electromagnetic waves and living tissues is of interest to several applications of societal relevance such as the assessment of potential adverse effects of electromagnetic fields or the utilization of electromagnetic waves for therapeutic or diagnostic purposes. It is widely recognized nowadays that numerical modeling and computer simulation of electromagnetic wave propagation in biological tissues is a mandatory path for improving the scientific knowledge of the complex physical mechanisms that characterize these applications.

Despite the high complexity both in terms of heterogeneity and geometrical features of tissues, the great majority of numerical studies so far have been conducted using variants of the widely known FDTD method due to Yee [54]. In this method, the whole computational domain is discretized using a structured (cartesian) grid. Due to the possible straightforward implementation of the algorithm and the availability of computational power, FDTD is currently the leading method for numerical assessment of human exposure to electromagnetic waves. However, limitations are still seen, due to the rather difficult departure from the commonly used rectilinear grid and cell size limitations regarding very detailed structures of human tissues. In this context, the general objective of the contributions of the NACHOS project-team is to demonstrate the benefits of high order unstructured mesh based Maxwell solvers for a realistic numerical modeling of the interaction of electromagnetic waves and biological tissues with emphasis on applications related to numerical dosimetry.

Since the creation of the team, our works on this topic have mainly been focussed on the study of the exposure of humans to radiations from mobile phones or wireless communication systems (see Fig. 1). This activity has been conducted in close collaboration with the team of Joe Wiart at Orange Labs/Whist Laboratory <http://whist.institut-telecom.fr/en/index.html> (formerly, France Telecom Research & Development) in Issy-les-Moulineaux [12].

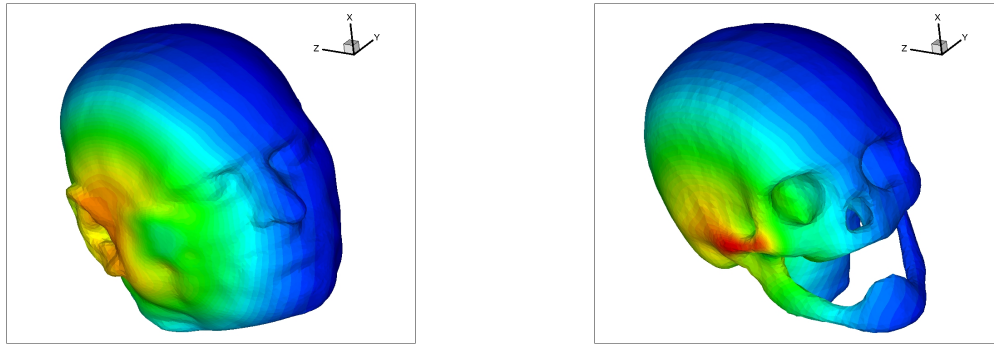


Figure 1. Exposure of head tissues to an electromagnetic wave emitted by a localized source. Top figures: surface triangulations of the skin and the skull. Bottom figures: contour lines of the amplitude of the electric field.

4.1.2. Light/matter interaction on the nanoscale

Nanostructuring of materials has opened up a number of new possibilities for manipulating and enhancing light-matter interactions, thereby improving fundamental device properties. Low-dimensional semiconductors, like quantum dots, enable one to catch the electrons and control the electronic properties of a material, while photonic crystal structures allow to synthesize the electromagnetic properties. These technologies may, e.g., be employed to make smaller and better lasers, sources that generate only one photon at a time, for applications in quantum information technology, or miniature sensors with high sensitivity. The incorporation of metallic structures into the medium add further possibilities for manipulating the propagation of electromagnetic waves. In particular, this allows subwavelength localisation of the electromagnetic field and, by subwavelength structuring of the material, novel effects like negative refraction, e.g. enabling super lenses, may be realized. Nanophotonics is the recently emerged, but already well defined, field of science and technology aimed at establishing and using the peculiar properties of light and light-matter interaction in various nanostructures. Nanophotonics includes all the phenomena that are used in optical sciences for the development of optical devices. Therefore, nanophotonics finds numerous applications such as in optical microscopy, the design of optical switches and electromagnetic chips circuits, transistor filaments, etc. Because of its numerous scientific and technological applications (e.g. in relation to telecommunication, energy production and biomedicine), nanophotonics represents an active field of research increasingly relying on numerical modeling beside experimental studies.

Plasmonics is a related field to nanophotonics. Metallic nanostructures whose optical scattering is dominated by the response of the conduction electrons are considered as plasmomic media. If the structure presents an interface with e.g. a dielectric with a positive permittivity, collective oscillations of surface electrons create surface-plasmons-polaritons (SPPs) that propagate along the interface. SPPs are guided along metal-dielectric interfaces much in the same way light can be guided by an optical fiber, with the unique characteristic of subwavelength-scale confinement perpendicular to the interface. Nanofabricated systems that exploit SPPs offer fascinating opportunities for crafting and controlling the propagation of light in matter. In particular, SPPs can be used to channel light efficiently into nanometer-scale volumes, leading to direct modification of mode dispersion properties (substantially shrinking the wavelength of light and the speed of light pulses

for example), as well as huge field enhancements suitable for enabling strong interactions with non-linear materials. The resulting enhanced sensitivity of light to external parameters (for example, an applied electric field or the dielectric constant of an adsorbed molecular layer) shows great promise for applications in sensing and switching. In particular, very promising applications are foreseen in the medical domain [47]- [55].

Numerical modeling of electromagnetic wave propagation in interaction with metallic nanostructures at optical frequencies requires to solve the system of Maxwell equations coupled to appropriate models of physical dispersion in the metal, such as the Drude and Drude-Lorentz models. Here again, the FDTD method is a widely used approach for solving the resulting system of PDEs [52]. However, for nanophotonic applications, the space and time scales, in addition to the geometrical characteristics of the considered nanostructures (or structured layouts of the latter), are particularly challenging for an accurate and efficient application of the FDTD method. Recently, unstructured mesh based methods have been developed and have demonstrated their potentialities for being considered as viable alternatives to the FDTD method [50]- [51]- [45]. Since the end of 2012, nanophotonics/plasmonics is increasingly becoming a focused application domain in the research activities of the team in close collaboration with physicists from CNRS laboratories, and also with researchers from international institutions.

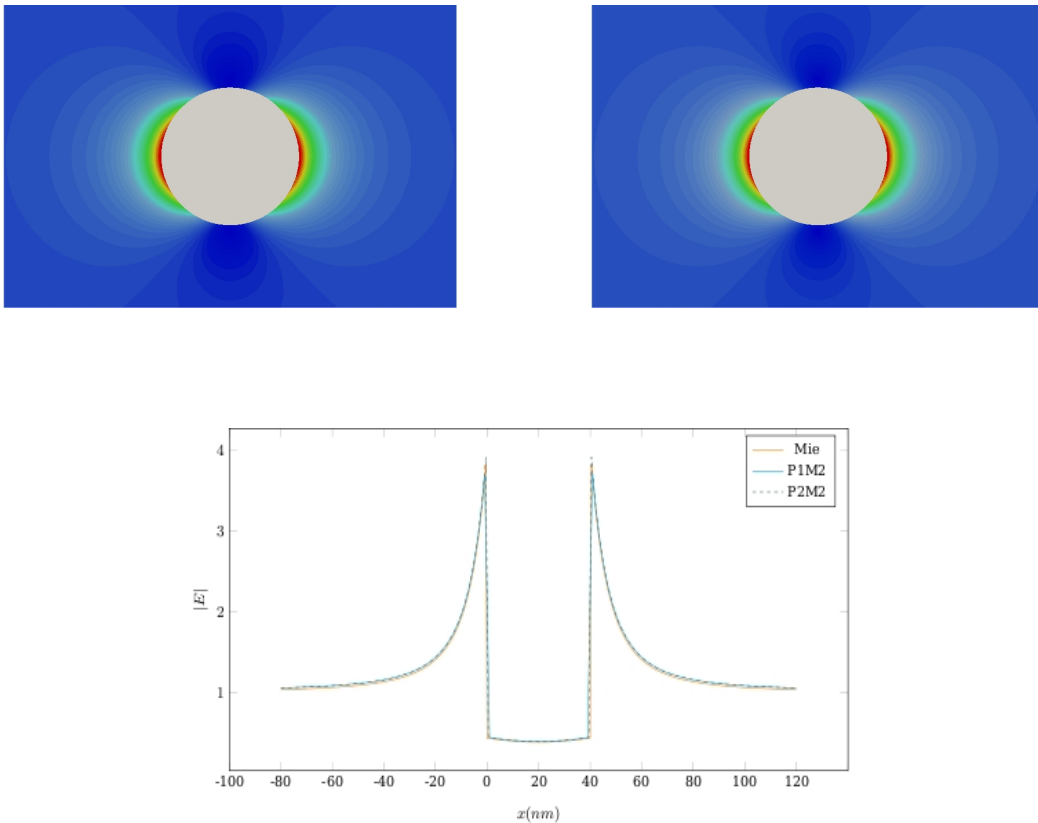


Figure 2. Scattering of a 20 nanometer radius gold nanosphere by a plane wave. The gold properties are described by a Drude dispersion model. Modulus of the electric field in the frequency-domain. Top left figure: Mie solution. Top right figure: numerical solution. Bottom figure: 1d plot of the electric field modulus for various orders of approximation (PhD thesis of Jonathan Viquerat).

4.2. Elastodynamic wave propagation

Elastic wave propagation in interaction with solids are encountered in a lot of scientific and engineering contexts. One typical example is geoseismic wave propagation, in particular in the context of earthquake dynamics or resource prospection.

4.2.1. Earthquake dynamics

To understand the basic science of earthquakes and to help engineers better prepare for such an event, scientists want to identify which regions are likely to experience the most intense shaking, particularly in populated sediment-filled basins. This understanding can be used to improve buildings in high hazard areas and to help engineers design safer structures, potentially saving lives and property. In the absence of deterministic earthquake prediction, forecasting of earthquake ground motion based on simulation of scenarios is one of the most promising tools to mitigate earthquake related hazard. This requires intense modeling that meets the spatial and temporal resolution scales of the continuously increasing density and resolution of the seismic instrumentation, which record dynamic shaking at the surface, as well as of the basin models. Another important issue is to improve the physical understanding of the earthquake rupture processes and seismic wave propagation. Large-scale simulations of earthquake rupture dynamics and wave propagation are currently the only means to investigate these multiscale physics together with data assimilation and inversion. High resolution models are also required to develop and assess fast operational analysis tools for real time seismology and early warning systems.

Numerical methods for the propagation of seismic waves have been studied for many years. Most of existing numerical software rely on finite difference type methods. Among the most popular schemes, one can cite the staggered grid finite difference scheme proposed by Virieux [53] and based on the first order velocity-stress hyperbolic system of elastic waves equations, which is an extension of the scheme derived by Yee [54] for the solution of the Maxwell equations. Many improvements of this method have been proposed, in particular, higher order schemes in space or rotated staggered-grids allowing strong fluctuations of the elastic parameters. Despite these improvements, the use of cartesian grids is a limitation for such numerical methods especially when it is necessary to incorporate surface topography or curved interface. Moreover, in presence of a non planar topography, the free surface condition needs very fine grids (about 60 points by minimal Rayleigh wavelength) to be approximated. In this context, our objective is to develop high order unstructured mesh based methods for the numerical solution of the system of elastodynamic equations for elastic media in a first step, and then to extend these methods to a more accurate treatment of the heterogeneities of the medium or to more complex propagation materials such as viscoelastic media which take into account the intrinsic attenuation. Initially, the team has considered in detail the necessary methodological developments for the large-scale simulation of earthquake dynamics [1]. More recently, the team has initiated a close collaboration with CETE Méditerranée <http://www.cete-mediterranee.fr/gb> which is a regional technical and engineering centre whose activities are concerned with seismic hazard assessment studies, and IFSTTAR <http://www.ifsttar.fr/en/welcome> which is the French institute of science and technology for transport, development and networks, conducting research studies on control over aging, risks and nuisances.

4.2.2. Seismic exploration

This application topic is considered in close collaboration with the MAGIQUE-3D project-team at Inria Bordeaux - Sud-Ouest which is coordinating the Depth Imaging Partnership (DIP) <http://dip.inria.fr> between Inria and TOTAL. The research program of DIP includes different aspects of the modeling and numerical simulation of seismic wave propagation that must be considered to construct an efficient software suites for producing accurate images of the subsurface. Our common objective with the MAGIQUE-3D project-team is to design high order unstructured mesh based methods for the numerical solution of the system of elastodynamic equations in the time-domain and in the frequency-domain, that will be used as forward modelers in appropriate inversion procedures.

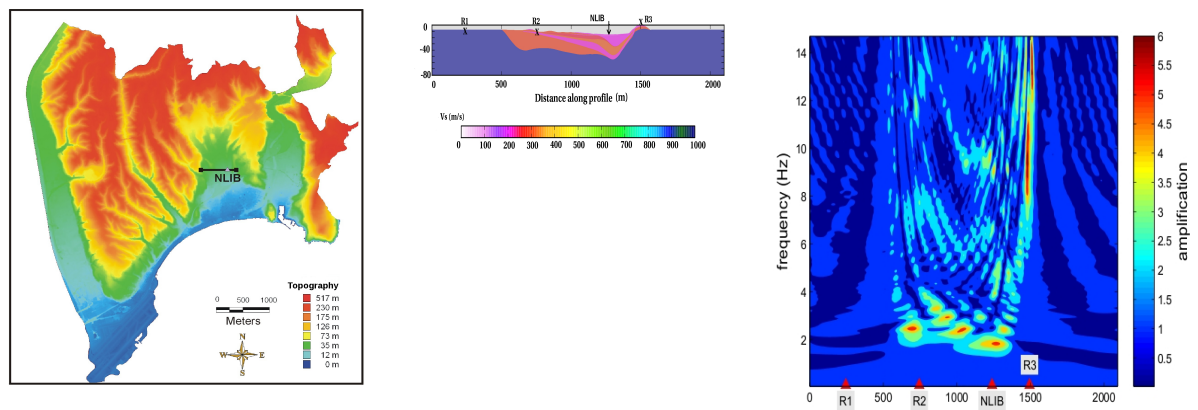


Figure 3. Propagation of a plane wave in a heterogeneous model of Nice area (provided by CETE Méditerranée).
 Left figure: topography of Nice and location of the cross-section used for numerical simulations (black line).
 Middle figure: S-wave velocity distribution along the cross-section in the Nice basin. Right figure: transfer functions (amplification) for a vertically incident plane wave ; receivers every 5 m at the surface. This numerical simulation was performed using a numerical method for the solution of the elastodynamics equations coupled to a Generalized Maxwell Body (GMB) model of viscoelasticity (PhD thesis of Fabien Peyrusse).

STARS Project-Team

4. Application Domains

4.1. Introduction

While in our research the focus is to develop techniques, models and platforms that are generic and reusable, we also make effort in the development of real applications. The motivation is twofold. The first is to validate the new ideas and approaches we introduce. The second is to demonstrate how to build working systems for real applications of various domains based on the techniques and tools developed. Indeed, Stars focuses on two main domains: **video analytic** and **healthcare monitoring**.

4.2. Video Analytics

Our experience in video analytic [6], [1], [8] (also referred to as visual surveillance) is a strong basis which ensures both a precise view of the research topics to develop and a network of industrial partners ranging from end-users, integrators and software editors to provide data, objectives, evaluation and funding.

For instance, the Keeneo start-up was created in July 2005 for the industrialization and exploitation of Orion and Pulsar results in video analytic (VSIP library, which was a previous version of SUP). Keeneo has been bought by Digital Barriers in August 2011 and is now independent from Inria. However, Stars continues to maintain a close cooperation with Keeneo for impact analysis of SUP and for exploitation of new results.

Moreover new challenges are arising from the visual surveillance community. For instance, people detection and tracking in a crowded environment are still open issues despite the high competition on these topics. Also detecting abnormal activities may require to discover rare events from very large video data bases often characterized by noise or incomplete data.

4.3. Healthcare Monitoring

Since 2011, we have initiated a strategic partnership (called CobTek) with Nice hospital [63], [91] (CHU Nice, Prof P. Robert) to start ambitious research activities dedicated to healthcare monitoring and to assistive technologies. These new studies address the analysis of more complex spatio-temporal activities (e.g. complex interactions, long term activities).

4.3.1. Research

To achieve this objective, several topics need to be tackled. These topics can be summarized within two points: finer activity description and longitudinal experimentation. Finer activity description is needed for instance, to discriminate the activities (e.g. sitting, walking, eating) of Alzheimer patients from the ones of healthy older people. It is essential to be able to pre-diagnose dementia and to provide a better and more specialized care. Longer analysis is required when people monitoring aims at measuring the evolution of patient behavioral disorders. Setting up such long experimentation with dementia people has never been tried before but is necessary to have real-world validation. This is one of the challenge of the European FP7 project Dem@Care where several patient homes should be monitored over several months.

For this domain, a goal for Stars is to allow people with dementia to continue living in a self-sufficient manner in their own homes or residential centers, away from a hospital, as well as to allow clinicians and caregivers remotely provide effective care and management. For all this to become possible, comprehensive monitoring of the daily life of the person with dementia is deemed necessary, since caregivers and clinicians will need a comprehensive view of the person's daily activities, behavioral patterns, lifestyle, as well as changes in them, indicating the progression of their condition.

4.3.2. Ethical and Acceptability Issues

The development and ultimate use of novel assistive technologies by a vulnerable user group such as individuals with dementia, and the assessment methodologies planned by Stars are not free of ethical, or even legal concerns, even if many studies have shown how these Information and Communication Technologies (ICT) can be useful and well accepted by older people with or without impairments. Thus one goal of Stars team is to design the right technologies that can provide the appropriate information to the medical carers while preserving people privacy. Moreover, Stars will pay particular attention to ethical, acceptability, legal and privacy concerns that may arise, addressing them in a professional way following the corresponding established EU and national laws and regulations, especially when outside France. Now, Stars can benefit from the support of the COERLE (Comité Opérationnel d'Evaluation des Risques Légaux et Ethiques) to help it to respect ethical policies in its applications.

As presented in 3.1 , Stars aims at designing cognitive vision systems with perceptual capabilities to monitor efficiently people activities. As a matter of fact, vision sensors can be seen as intrusive ones, even if no images are acquired or transmitted (only meta-data describing activities need to be collected). Therefore new communication paradigms and other sensors (e.g. accelerometers, RFID, and new sensors to come in the future) are also envisaged to provide the most appropriate services to the observed people, while preserving their privacy. To better understand ethical issues, Stars members are already involved in several ethical organizations. For instance, F. Brémond has been a member of the ODEGAM - "Commission Ethique et Droit" (a local association in Nice area for ethical issues related to older people) from 2010 to 2011 and a member of the French scientific council for the national seminar on "La maladie d'Alzheimer et les nouvelles technologies - Enjeux éthiques et questions de société" in 2011. This council has in particular proposed a chart and guidelines for conducting researches with dementia patients.

For addressing the acceptability issues, focus groups and HMI (Human Machine Interaction) experts, will be consulted on the most adequate range of mechanisms to interact and display information to older people.

TITANE Project-Team

4. Application Domains

4.1. Applications

In addition to tackling enduring scientific challenges, our research on geometric modeling and processing is motivated by applications to computational engineering, reverse engineering, digital mapping and urban planning. The main deliverable of our research will be algorithms with theoretical foundations. Ultimately we wish to contribute making geometry modeling and processing routine for practitioners who deal with real-world data. Our contributions may also be used as a sound basis for future software and technology developments.

Our first ambition for technology transfer is to consolidate the components of our research experiments in the form of new software components for the CGAL (Computational Geometry Algorithms Library) library. Through CGAL we wish to contribute to the “standard geometric toolbox”, so as to provide a generic answer to application needs instead of fragmenting our contributions. We already cooperate with the Inria spin-off company Geometry Factory, which commercializes CGAL, maintains it and provide technical support.

Our second ambition is to increase the research momentum of companies through advising Cifre Ph.D. theses and postdoctoral fellows on topics that match our research program.

TOSCA Project-Team

4. Application Domains

4.1. Domain

TOSCA is interested in developing stochastic models and probabilistic numerical methods. Our present motivations come from models with singular coefficients, with applications in Geophysics, Molecular Dynamics and Neurosciences; Lagrangian modeling in Fluid Dynamics and Meteorology; Population Dynamics, Evolution and Genetics; Neurosciences; and Financial Mathematics.

4.1.1. *Stochastic models with singular coefficients: Analysis and simulation*

Stochastic differential equations with discontinuous coefficients arise in Geophysics, Chemistry, Molecular Dynamics, Neurosciences, Oceanography, etc. In particular, they model changes of diffusion of fluids, or diffractions of particles, along interfaces.

For practitioners in these fields, Monte Carlo methods are popular as they are easy to interpret — one follows particles — and are in general easy to set up. However, dealing with discontinuities presents many numerical and theoretical challenges. Despite its important applications, ranging from brain imaging to reservoir simulation, very few teams in mathematics worldwide are currently working in this area. The Tosca project-team has tackled related problems for several years providing rigorous approach. Based on stochastic analysis as well as interacting with researchers in other fields, we developed new theoretical and numerical approaches for extreme cases such as Markov processes whose generators are of divergence form with discontinuous diffusion coefficient.

The numerical approximation of singular stochastic processes can be combined with backward stochastic differential equations (BSDEs) or branching diffusions to obtain Monte Carlo methods for quasi-linear PDEs with discontinuous coefficients. The theory of BSDEs has been extensively developed since the 1980s, but the general assumptions for their existence can be quite restrictive. Although the probabilistic interpretation of quasi-linear PDEs with branching diffusions has been known for a long time, there have been only a few works on the related numerical methods.

Another motivation to consider stochastic dynamics in a discontinuous setting came to us from time evolution of fragmentation and coagulation phenomena, with the objective to elaborate stochastic models for the avalanche formation of soils, snow, granular materials or other geomaterials. Most of the models and numerical methods for avalanches are deterministic and involve a wide variety of physical parameters such as the density of the snow, the yield, the friction coefficient, the pressure, the basal topography, etc. One of these methods consists in studying the safety factor (or limit load) problem, related to the shallow flow of a visco-plastic fluid/solid with heterogeneous thickness over complex basal topography. The resulting nonlinear partial differential equation of this last theory involves many singularities, which motivates us to develop an alternative stochastic approach based on our past works on coagulation and fragmentation. Our approach consists in studying the evolution of the size of a typical particle in a particle system which fragments in time.

4.1.2. *Stochastic Lagrangian modeling in Computational Fluid Dynamics*

Stochastic Lagrangian models were introduced in the eighties to simulate complex turbulent flows, particularly two-phase flows. In Computational Fluid Dynamics (CFD), they are intensively used in the so-called Probability Density Functions (PDF) methods in order to model and compute the reaction-phase terms in the fundamental equations of fluid motions. The PDF methods are currently developed in various laboratories by specialists in scientific computation and physicists. However, to our knowledge, we are innovating in two ways:

- our theoretical studies are the pioneering mathematical analysis of Lagrangian stochastic models in CFD;
- our work on the Stochastic Downscaling Method (SDM) for wind simulation is the first attempt to solve the fundamental equations themselves by a fully 3D stochastic particle method.

We emphasize that our numerical analysis is essential to the SDM development which takes benefits from our deep expertise on numerical schemes for McKean-Vlasov-non-linear SDEs.

4.1.3. Population Dynamics, Evolution and Genetics

The activity of the team on stochastic modeling in population dynamics and genetics mainly concerns application in adaptive dynamics, a branch of evolutionary biology studying the interplay between ecology and evolution, ecological modeling, population genetics in growing populations, and stochastic control of population dynamics, with applications to cancer growth modeling. Stochastic modeling in these areas mainly considers individual-based models, where the birth and death of each individual is described. This class of model is well-developed in Biology, but their mathematical analysis is still fragmentary. Another important topic in population dynamics is the study of populations conditioned to non-extinction, and of the corresponding stationary distributions, called quasi-stationary distributions (QSD). This domain has been the object of a lot of studies since the 1960's, but we made recently significant progresses on the questions of existence, convergence and numerical approximation of QSDs using probabilistic tools rather than the usual spectral tools.

Our activity in population dynamics also involves a fully new research project on cancer modeling at the cellular level by means of branching processes. In 2010 the International Society for Protons Dynamics in Cancer was launched in order to create a critical mass of scientists engaged in research activities on Proton Dynamics in Cancer, leading to the facilitation of international collaboration and translation of research to clinical development. Actually, a new branch of research on cancer evolution is developing intensively; it aims in particular to understand the role of proteins acting on cancerous cells' acidity, their effects on glycolysis and hypoxia, and the benefits one can expect from controlling pH regulators in view of proposing new therapies.

4.1.4. Stochastic modeling in Neuroscience

It is generally accepted that many different neural processes that take place in the brain involve noise. Indeed, one typically observes experimentally underlying variability in the spiking times of an individual neuron in response to an unchanging stimulus, while a predictable overall picture emerges if one instead looks at the average spiking time over a whole group of neurons. Sources of noise that are of interest include ionic currents crossing the neural membrane, synaptic noise, and the global effect of the external environment (such as other parts of the brain).

It is likely that these stochastic components play an important role in the function of both the neurons and the networks they form. The characterization of the noise in the brain, its consequences at a functional level and its role at both a microscopic (individual neuron) level and macroscopic level (network of thousands of neurons) is therefore an important step towards understanding the nervous system.

To this end, a large amount of current research in the neuroscientific literature has involved the addition of noise to classical purely deterministic equations resulting in new phenomena being observed. The aim of the project is thus to rigorously study these new equations in order to be able to shed more light on the systems they describe.

4.1.5. Stochastic modeling in Financial Mathematics

4.1.5.1. Technical Analysis

In the financial industry, there are three main approaches to investment: the fundamental approach, where strategies are based on fundamental economic principles; the technical analysis approach, where strategies are based on past price behavior; and the mathematical approach where strategies are based on mathematical models and studies. The main advantage of technical analysis is that it avoids model specification, and thus calibration problems, misspecification risks, etc. On the other hand, technical analysis techniques have limited theoretical justifications, and therefore no one can assert that they are risk-less, or even efficient.

4.1.5.2. Financial Risks Estimation and Hedging

Popular models in financial mathematics usually assume that markets are perfectly liquid. In particular, each trader can buy or sell the amount of assets he/she wants at the same price (the “market price”). They moreover assume that the decision taken by the trader does not affect the price of the asset (the small investor assumption). In practice, the assumption of perfect liquidity is never satisfied but the error due to liquidity is generally negligible with respect to other sources of error such as model error or calibration error, etc.

Derivatives of interest rates are singular for at least two reasons: firstly the underlying (interest rate) is not directly exchangeable, and secondly the liquidity costs usually used to hedge interest rate derivatives have large variation in times.

Due to recurrent crises, the problem of risk estimation is now a crucial issue in finance. Regulations have been enforced (Basel Committee II). Most asset management software products on the markets merely provide basic measures (VaR, Tracking error, volatility) and basic risk explanation features (e.g., “top contributors” to risk, sector analysis, etc).

4.1.5.3. Energy and Carbon Markets

With the rise of renewable energy generation (from solar, wind, waves...), engineers face new challenges which heavily rely on stochastic and statistical problems.

Besides, in the context of the beginning of the second phase (the Kyoto phase) in 2008 of the European carbon market, together with the fact that French carbon tax was scheduled to come into law on Jan. 1, 2010, the year 2009 was a key year for the carbon price modeling. Our research approach adopts the point of view of the legislator and energy producers. We used both financial mathematical tools and a game theory approach. Today, with the third phase of the EU-ETS, that didn't yet start, and the report from the Cour des Comptes (October 2013) that pointed out (among many others point) the lack of mathematical modeling on such carbon market design, we continue our research in this direction.

4.1.5.4. Optimal Stopping Problems

The theory of optimal stopping is concerned with the problem of taking a decision at the best time, in order to maximise an expected reward (or minimise an expected cost). We work on the general problem of optimal stopping with random discounting and additional cost of observation.

4.1.5.5. First hitting times distributions

Diffusion hitting times are of great interest in finance (a typical example is the study of barrier options) and also in Geophysics and Neurosciences. On the one hand, analytic expressions for hitting time densities are well known and studied only in some very particular situations (essentially in Brownian contexts). On the other hand, the study of the approximation of the hitting times for stochastic differential equations is an active area of research since very few results still are available in the literature.

VIRTUAL PLANTS Project-Team (section vide)

WIMMICS Project-Team

4. Application Domains

4.1. Social Semantic Web

A number of evolutions have changed the face of information systems in the past decade but the advent of the Web is unquestionably a major one and it is here to stay. From an initial wide-spread perception of a public documentary system, the Web as an object turned into a social virtual space and, as a technology, grew as an application design paradigm (services, data formats, query languages, scripting, interfaces, reasoning, etc.). The universal deployment and support of its standards led the Web to take over nearly all of our information systems. As the Web continues to evolve, our information systems are evolving with it.

Today in organizations, not only almost every internal information system is a Web application, but these applications also more and more often interact with external Web applications. The complexity and coupling of these Web-based information systems call for specification methods and engineering tools. From capturing the needs of users to deploying a usable solution, there are many steps involving computer science specialists and non-specialists.

We defend the idea of relying on Semantic Web formalisms to capture and reason on the models of these information systems supporting the design, evolution, interoperability and reuse of the models and their data as well as the workflows and the processing.

4.2. Linked Data on the Web and on Intranets

With billions of triples online (see Linked Open Data initiative), the Semantic Web is providing and linking open data at a growing pace and publishing and interlinking the semantics of their schemas. Information systems can now tap into and contribute to this Web of data, pulling and integrating data on demand. Many organisations also started to use this approach on their intranets leading to what is called linked enterprise data.

A first application domain for us is the publication and linking of data and their schemas through Web architectures. Our results provide software platforms to publish and query data and their schemas, to enrich these data in particular by reasoning on their schemas, to control their access and licenses, to assist the workflows that exploit them, to support the use of distributed datasets, to assist the browsing and visualization of data, etc.

Examples of collaboration and applied projects include: SMILK Joint Laboratory, Corese, DBpedia.fr.

4.3. Assisting Web-based Epistemic Communities

In parallel to linked open data on the Web, social Web applications also spread virally (e.g. Facebook growing toward 1.5 billion users) first giving the Web back its status of a social read-write media and then putting it back on track to its full potential of a virtual place where to act, react and interact. In addition, many organizations are now considering deploying social Web applications internally to foster community building, expert cartography, business intelligence, technological watch and knowledge sharing in general.

By reasoning on the Linked Data and the semantics of the schemas used to represent social structures and Web resources, we provide applications supporting communities of practice and interest and fostering their interactions in many different contexts (e-learning, business intelligence, technical watch, etc.).

We use typed graphs to capture and mix: social networks with the kinds of relationships and the descriptions of the persons; compositions of Web services with types of inputs and outputs; links between documents with their genre and topics; hierarchies of classes, thesauri, ontologies and folksonomies; recorded traces and suggested navigation courses; submitted queries and detected frequent patterns; timelines and workflows; etc.

Our results assist epistemic communities in their daily activities such as biologists exchanging results, business intelligence and technological watch networks informing companies, engineers interacting on a project, conference attendees, students following the same course, tourists visiting a region, mobile experts on the field, etc. Examples of collaboration and applied projects: EduMICS, OCKTOPUS, Vigiglobe, Educlever, Gayatech.

4.4. Linked Data for a Web of diversity

We intend to build on our results on explanations (provenance, traceability, justifications) and to continue our work on opinions and arguments mining toward the global analysis of controversies and online debates. One result would be to provide new search results encompassing the diversity of viewpoints and providing indicators supporting opinion and decision making and ultimately a Web of trust. Trust indicators may require collaborations with teams specialized in data certification, cryptography, signature, security services and protocols, etc. and this will raise the specific problem of interaction design for security and privacy. In addition, from the point of view of the content, this requires to foster the publication and coexistence of heterogeneous data with different points of views and conceptualizations of the world. We intend to pursue the extension of formalisms to allow different representations of the world to co-exist and be linked and we will pay special attention to the cultural domain and the digital humanities. Examples of collaboration and applied projects: Zoomathia, Seempad, SMILK,

4.5. Artificial Web intelligence

We intend to build on our experience in artificial intelligence (knowledge representation, reasoning) and distributed artificial intelligence (multi-agent systems - MAS) to enrich formalisms and propose alternative types of reasoning (graph-based operations, reasoning with uncertainty, inductive reasoning, non-monotonic, etc.) and alternative architectures for linked data with adequate changes and extensions required by the open nature of the Web. There is a clear renewed interest in AI for the Web in general and for Web intelligence in particular. Moreover distributed AI and MAS provide both new architectures and new simulation platforms for the Web. At the macro level, the evolution accelerated with HTML5 toward Web pages as full applications and direct Page2Page communication between browser clearly is a new area for MAS and P2P architectures. Interesting scenarios include the support to a strong decentralization of the Web and its resilience to degraded technical conditions (downscaling the Web), allowing pages to connect in a decentralized way, forming a neutral space, and possibly going offline and online again in erratic ways. At the micro level one can imagine the place RDF and SPARQL could take as data model and programming model in the virtual machines of these new Web pages and, of course, in the Web servers. RDF is also used to serialize and encapsulate other languages and becomes a pivot language in linking very different applications and aspects of applications. Example of collaboration and applied projects: MoreWAIS, Corese, Vigiglobe collaboration.

4.6. Human-Data Interaction (HDI) on the Web

We need more interaction design tools and methods for linked data access and contribution. We intend to extend our work on exploratory search coupling it with visual analytics to assist sense making. It could be a continuation of the Gephi extension we built targeting more support for non expert to access and analyze data on a topic or issue of their choice. More generally speaking SPARQL is inappropriate for common users and we need to support a larger variety of interaction means with linked data. We also believe linked data and natural language processing (NLP) have to be strongly integrated to support natural language based interactions. Linked Open Data (LOD) for NLP, NLP for LOD and Natural Dialog Processing for querying, extracting and asserting data on the Web is a priority to democratize its use. Micro accesses and micro contributions are important to ensure public participation and also call for customized interfaces and thus for methods and tools to generate these interfaces. In addition, the user profiles are being enriched now with new data about the user such as his current mental and physical state, the emotion he just expressed or his cognitive performances. Taking into account this information to improve the interactions, change the behavior of the system and adapt the interface is a promising direction. And these human-data interaction means should

also be available for “small data”, helping the user to manage her personal information and to link it to public one or collective one maintaining her personal and private perspective as a personal Web of data. Finally, the continuous knowledge extractions, updates and flows add the additional problem of representing, storing, querying and interacting with dynamic data. Examples of collaboration and applied projects: QAKIS, Sychonext collaboration, ALOOF, DiscoveryHub, Wasabi, MoreWAIS.

Web-augmented interactions with the world: The Web continues to augment our perception and interaction with reality. In particular, Linked Open Data enable new augmented reality applications by providing data sources on almost any topic. The current enthusiasm for the Web of Things, where every object has a corresponding Web resource, requires evolutions of our vision and use of the Web architecture. This vision requires new techniques as the ones mentioned above to support local search and contextual access to local resources but also new methods and tools to design Web-based human devices interactions. These new usages are placing new requirements on the Web Architecture in general and on the semantic Web models and algorithms in particular to handle new types of linked data. They should support implicit requests considering the user context as a permanent query. They should also simplify our interactions with devices around us jointly using our personal preferences and public common knowledge to focus the interaction on the vital minimum that cannot be derived in another way. For instance the access to the Web of data for a robot can completely change the quality of the interactions it can offer. Again these interactions and the data they require raise problems of security and privacy. Examples of collaboration and applied projects: ALOOF, AZKAR, MoreWAIS.

ZENITH Project-Team

4. Application Domains

4.1. Data-intensive Scientific Applications

The application domains covered by Zenith are very wide and diverse, as they concern data-intensive scientific applications, i.e., most scientific applications. Since the interaction with scientists is crucial to identify and tackle data management problems, we are dealing primarily with application domains for which Montpellier has an excellent track record, i.e., agronomy, environmental science, life science, with scientific partners like INRA, IRD and CIRAD. However, we are also addressing other scientific domains (e.g. astronomy, oil extraction) through our international collaborations (e.g. in Brazil).

Let us briefly illustrate some representative examples of scientific applications on which we have been working on.

- **Management of astronomical catalogs.** An example of data-intensive scientific applications is the management of astronomical catalogs generated by the Dark Energy Survey (DES) project on which we are collaborating with researchers from Brazil. In this project, huge tables with billions of tuples and hundreds of attributes (corresponding to dimensions, mainly double precision real numbers) store the collected sky data. Data are appended to the catalog database as new observations are performed and the resulting database size is estimated to reach 100TB very soon. Scientists around the globe can query the database with queries that may contain a considerable number of attributes. The volume of data that this application holds poses important challenges for data management. In particular, efficient solutions are needed to partition and distribute the data in several servers. An efficient partitioning scheme should try to minimize the number of fragments accessed in the execution of a query, thus reducing the overhead associated to handle the distributed execution.
- **Personal health data analysis and privacy** Today, it is possible to acquire data on many domains related to personal data. For instance, one can collect data on her daily activities, habits or health. It is also possible to measure performance in sports. This can be done thanks to sensors, communicating devices or even connected glasses. Such data, once acquired, can lead to valuable knowledge for these domains. For people having a specific disease, it might be important to know if they belong to a specific category that needs particular care. For an individual, it can be interesting to find a category that corresponds to her performances in a specific sport and then adapt her training with an adequate program. Meanwhile, for privacy reasons, people will be reluctant to share their personal data and make them public. Therefore, it is important to provide them solutions that can extract such knowledge from everybody's data, while guaranteeing that their private data won't be disclosed to anyone.
- **Botanical data sharing.** Botanical data is highly decentralized and heterogeneous. Each actor has its own expertise domain, hosts its own data, and describes them in a specific format. Furthermore, botanical data is complex. A single plant's observation might include many structured and unstructured tags, several images of different organs, some empirical measurements and a few other contextual data (time, location, author, etc.). A noticeable consequence is that simply identifying plant species is often a very difficult task; even for the botanists themselves (the so-called taxonomic gap). Botanical data sharing should thus speed up the integration of raw observation data, while providing users an easy and efficient access to integrated data. This requires to deal with social-based data integration and sharing, massive data analysis and scalable content-based information retrieval. We address this application in the context of the French initiative PI@ntNet, with CIRAD and IRD.
- **Biology data integration and analysis.**

Biology and its applications, from medicine to agronomy and ecology, are now producing massive data, which is revolutionizing the way life scientists work. For instance, using plant phenotyping platforms such as PhenoDyn at INRA Montpellier, quantitative genetic methods allow to identify genes involved in phenotypic variation in response to environmental conditions. These methods produce large amounts of data at different time intervals (minutes to days), at different sites and at different scales ranging from small tissue samples until the entire plant. Analyzing such big data creates new challenges for data management and data integration.

These application examples illustrate the diversity of requirements and issues which we are addressing with our scientific application partners. To further validate our solutions and extend the scope of our results, we also want to foster industrial collaborations, even in non scientific applications, provided that they exhibit similar challenges.